


FIA WEC
6 HOURS OF SPA-FRANCORCHAMPS

Qualifying Practice

Sector Analysis

Personal Best Session Best B Crossing the finish line in pit lane

Lap	D	Time	Sector 1	Sector 2	Sector 3	T. Spd	Elapsed	Lap	D	Time	Sector 1	Sector 2	Sector 3	T. Spd	Elapsed
1 Audi Sport Team Joest Audi R18 e-tron quattro								8 Toyota Racing Toyota TS 040 - Hybrid							
1. Lucas DI GRASSI 3. Tom KRISTENSEN LMP1 - H								1. Anthony DAVIDSON 3. Sebastien BUEMI LMP1 - H							
2. Loic DUVAL								2. Nicolas LAPIERRE							
1	1	42:26.571	...	1:04.099	36.410	256.5	42:26.571	1	3	42:22.586	...	1:02.059	34.220	244.3	42:22.586
2	1	2:09.803	37.376	58.811	33.616	272.0	44:36.374	2	3	2:06.791	35.182	59.055	32.554	289.5	44:29.377
3	1	2:07.756	36.665	57.752	33.339	269.3	46:44.130	3	3	2:19.768	35.949	1:05.728	38.091	277.6	46:49.145
4	1	2:07.107	36.219	57.449	33.439	278.4	48:51.237	4	3	2:05.087	34.734	58.104	32.249	299.2	48:54.232
5	1	2:07.786	36.586	57.175	34.025	278.4	50:59.023	5	3	2:05.297	34.982	58.219	32.096	285.7	50:59.529
6	1	2:07.879	36.574	57.345	33.960	282.7	53:06.902	6	3	2:17.228B	36.462	59.876	40.890	239.5	53:16.757
7	1	2:20.436B	37.117	1:02.448	40.871	279.8	55:27.338	7	1	3:40.111	2:09.332	58.804	31.975	270.7	56:56.868
8	3	3:26.713	1:54.766	58.981	32.966	226.4	58:54.051	8	1	2:01.638	35.095	55.548	30.995	281.2	58:58.506
9	3	2:02.831	36.154	54.631	32.046	250.0	1:00:56.882	9	1	2:00.950	34.926	55.160	30.864	283.5	1:00:59.456
10	3	2:01.823	35.738	54.001	32.084	269.3	1:02:58.705	10	1	2:09.021B	35.012	55.737	38.272	300.0	1:03:08.477
11	3	2:11.295B	35.848	55.221	40.226	276.9	1:05:10.000	11	3	2:49.822	1:21.519	56.801	31.502	292.7	1:05:58.299
12	1	2:48.731	1:21.339	55.645	31.747	279.8	1:07:58.731	12	3	2:02.188	34.993	56.178	31.017	277.6	1:08:00.487
13	1	2:03.763	36.019	55.447	32.297	261.5	1:10:02.494	13	3	2:02.571	34.980	56.255	31.336	276.9	1:10:03.058
2 Audi Sport Team Joest Audi R18 e-tron quattro								12 Rebellion Racing Rebellion R-One - Toyota							
1. Marcel FÄSSLER 3. Benoit TRÉLUYER LMP1 - H								1. Nicolas PROST 3. Mathias BECHE LMP1 - L							
2. André LOTTERER								2. Nick HEIDFELD							
1	2	42:23.317	...	1:03.178	35.608	217.7	42:23.317	1	3	43:06.541	...	1:10.303	38.044	164.6	43:06.541
2	2	2:08.858	36.255	58.703	33.900	271.4	44:32.175	2	3	2:20.338	40.524	1:04.661	35.153	246.0	45:26.879
3	2	2:06.998	36.583	57.408	33.007	261.5	46:39.173	3	3	2:19.661	39.696	1:04.281	35.684	270.0	47:46.540
4	2	2:07.491	35.921	57.949	33.621	274.1	48:46.664	4	3	2:19.887	39.468	1:04.523	35.896	264.7	50:06.427
5	2	2:17.684B	36.599	1:00.399	40.686	254.7	51:04.348	5	3	2:19.551	39.163	1:04.771	35.617	261.5	52:25.978
6	1	3:02.979	1:30.392	58.793	33.794	261.5	54:07.327	6	3	2:37.397B	39.874	1:09.549	47.974	261.5	55:03.375
7	1	2:03.632	36.515	54.976	32.141	266.0	56:10.959	7	1	4:14.696	2:34.487	1:05.158	35.051	206.5	59:18.071
8	1	2:02.198	36.337	54.258	31.603	274.1	58:13.157	8	1	2:14.630	38.723	1:01.591	34.316	244.9	1:01:32.701
9	1	2:11.566B	36.009	57.019	38.538	259.0	1:00:24.723	9	1	2:13.867	37.813	1:02.216	33.838	247.7	1:03:46.568
10	2	2:52.340	1:20.563	58.703	33.074	265.4	1:03:17.063	10	1	2:11.066	37.711	59.881	33.474	268.7	1:05:57.634
11	2	2:02.023	35.874	54.625	31.524	279.8	1:05:19.086	11	1	2:12.481	38.663	1:00.341	33.477	277.6	1:08:10.115
12	2	2:02.145	35.912	54.348	31.885	279.1	1:07:21.231	12	1	2:09.458	37.278	59.206	32.974	279.1	1:10:19.573
13	2	2:04.555	35.905	56.437	32.213	276.9	1:09:25.786								
14	2	2:34.382B	37.400	1:08.634	48.348	234.3	1:12:00.168								
3 Audi Sport Team Joest Audi R18 e-tron quattro								13 Rebellion Racing Rebellion R-One - Toyota							
1. Filipe ALBUQUERQUE 3. Kazuki NAKAJIMA LMP1 - H								1. Dominik KRAIHAMER 3. Fabio LEIMER LMP1 - L							
2. Marco BONANOMI								2. Andrea BELICCHI							
1	1	42:31.309	...	1:07.309	37.325	211.8	42:31.309	1	3	49:56.180	...	1:23.338	41.044	183.7	49:56.180
2	1	2:14.701	37.646	1:03.219	33.836	262.8	44:46.010	2	3	2:52.694B	41.312	1:20.203	51.179	257.8	52:48.874
3	1	2:15.358	37.476	1:03.592	34.290	284.2	47:01.368	3	3	14:05.866B	...	1:12.678	48.199	200.0	1:06:54.740
4	1	2:25.992B	38.086	1:05.133	42.773	276.9	49:27.360	4	1	5:23.439	3:37.331	1:08.690	37.418	208.1	1:12:18.179
5	2	3:17.703	1:40.125	1:03.640	33.938	237.4	52:45.063								
6	2	2:09.227	36.648	59.918	32.661	283.5	54:54.290								
7	2	2:08.496	36.063	59.598	32.835	288.0	57:02.786								
8	2	2:18.444B	36.242	1:01.848	40.354	264.7	59:21.230								
9	1	3:12.227	1:38.668	1:00.858	32.701	282.7	1:02:33.457								
10	1	2:05.173	35.930	57.377	31.866	295.1	1:04:38.630								
11	1	2:03.623	35.494	56.379	31.750	292.7	1:06:42.253								
12	1	2:03.296	35.353	56.733	31.210	297.5	1:08:45.549								
13	1	2:28.995B	37.542	1:04.129	47.324	232.8	1:11:14.544								
7 Toyota Racing Toyota TS 040 - Hybrid								14 Porsche Team Porsche 919 Hybrid							
1. Alexander WURZ 3. Marc LIEB LMP1 - H								1. Romain DUMAS 3. Marc LIEB LMP1 - H							
2. Stéphane SARRAZIN								2. Neel JANI							
1	2	42:19.383	...	1:03.043	35.073	232.3	42:19.383	1	3	42:20.543	...	1:02.987	33.325	231.3	42:20.543
2	2	2:08.667	35.955	59.842	32.870	262.8	44:28.050	2	3	2:08.180	35.554	1:00.383	32.243	272.7	44:28.723
3	2	2:08.165	36.010	59.487	32.668	282.7	46:36.215	3	3	2:08.345	35.606	1:00.532	32.207	260.9	46:37.068
4	2	2:07.833	35.647	59.368	32.818	293.5	48:44.048	4	3	2:08.992	35.520	1:00.961	32.511	280.5	48:46.060




FIA WEC
6 HOURS OF SPA-FRANCORCHAMPS
Qualifying Practice

Sector Analysis

Personal Best Session Best B Crossing the finish line in pit lane

Lap	D	Time	Sector 1	Sector 2	Sector 3	T. Spd	Elapsed	Lap	D	Time	Sector 1	Sector 2	Sector 3	T. Spd	Elapsed
5	3	2:06.484	34.796	59.691	31.997	300.0	50:52.544								
6	3	2:07.380	34.989	1:00.418	31.973	296.7	52:59.924								
7	3	2:17.822 B	35.235	1:00.641	41.946	296.7	55:17.746								
8	2	3:22.360	1:47.660	1:01.045	33.655	244.9	58:40.106								
9	2	2:01.970	34.829	56.385	30.756	303.4	1:00:42.076								
10	2	2:00.334	34.166	55.933	30.235	301.7	1:02:42.410								
11	2	2:13.410 B	35.746	57.497	40.167	297.5	1:04:55.820								
12	3	2:52.605	1:23.740	58.129	30.736	286.5	1:07:48.425								
13	3	2:01.467	34.445	56.558	30.464	305.9	1:09:49.892								
14	3	2:01.021	34.214	56.354	30.453	300.0	1:11:50.913								
20	Porsche Team		3. Brendon HARTLEY			Porsche 919 Hybrid		Zytek Z11SN - Nissan							
	1. Timo BERNHARD					LMP1 - H		LMP2							
	2. Mark WEBBER														
26	G-Drive Racing		3. Julien CANAL			Morgan - Nissan		Oreca 03 - Nissan							
	1. Roman RUSINOV					LMP2		LMP2							
	2. Olivier PLA														
27	SMP Racing		3. Maurizio MEDIANI			Oreca 03 - Nissan		Ferrari F458 Italia							
	1. Sergey ZLOBIN					LMP2		LMGTE Pro							
	2. Nicolas MINASSIAN														
38	Jota Sport		3. Marc GENÉ			Zytek Z11SN - Nissan		Oreca 03 - Nissan							
	1. Simon DOLAN					LMP2		LMP2							
	2. Harry TINCKNELL														
47	KCMG		3. Alexandre IMPERATORI			Oreca 03 - Nissan		Oreca 03 - Nissan							
	1. Matthew HOWSON					LMP2		LMP2							
	2. Richard BRADLEY														
51	AF Corse		3. Lorenzo CASÉ			Ferrari F458 Italia		Ferrari F458 Italia							
	1. Gianmaria BRUNI					LMGTE Pro		LMGTE Pro							
	2. Toni VILANDER														
60	AF Corse		3. Lorenzo CASÉ			Ferrari F458 Italia		Ferrari F458 Italia							
	1. Peter MANN					LMGTE Am		LMGTE Am							
	2. Raffaele GIAMMARIA														



FIA WEC
6 HOURS OF SPA-FRANCORCHAMPS
Qualifying Practice
Sector Analysis

■ Personal Best ■ Session Best ■ Crossing the finish line in pit lane

Lap	D	Time	Sector 1	Sector 2	Sector 3	T. Spd	Elapsed	Lap	D	Time	Sector 1	Sector 2	Sector 3	T. Spd	Elapsed
10	3	2:35.639	43.393	1:11.931	40.315	241.1	28:14.750	10	2	2:32.944	42.604	1:10.541	39.799	247.7	28:00.152
11	3	2:49.544 B	43.008	1:12.522	54.014	244.3	31:04.294	11	2	2:34.082	43.120	1:11.058	39.904	249.4	30:34.234

61 **AF Corse** Ferrari F458 Italia
1. Luis PEREZ-COMPANC 3. Mirko VENTURI LMGTE Am
2. Marco CIOCI

1	2	3:21.400	1:16.816	1:19.133	45.451	193.9	3:21.400
2	2	2:36.615	44.097	1:12.893	39.625	220.9	5:58.015
3	2	2:34.356	43.282	1:11.738	39.336	231.3	8:32.371
4	2	2:33.993	42.954	1:11.835	39.204	235.3	11:06.364
5	2	2:33.978	42.872	1:11.813	39.293	234.3	13:40.342
6	2	2:46.132 B	43.909	1:13.135	49.088	216.4	16:26.474
7	3	4:19.741	2:25.129	1:14.023	40.589	210.5	20:46.215
8	3	2:34.821	42.944	1:12.253	39.624	238.4	23:21.036
9	3	2:33.953	42.764	1:11.702	39.487	244.9	25:54.989
10	3	2:34.595	42.565	1:12.561	39.469	241.6	28:29.584
11	3	2:33.926	42.451	1:12.216	39.259	245.5	31:03.510

88 **Proton Competition** Porsche 911 RSR
1. Christian RIED 3. Khaled AL QUBAISI LMGTE Am
2. Klaus BACHLER

1	2	3:03.144	1:05.772	1:16.285	41.087	201.1	3:03.144
2	2	2:35.699	43.466	1:12.675	39.558	238.4	5:38.843
3	2	2:43.355 B	43.423	1:12.652	47.280	230.3	8:22.198
4	2	3:51.702	1:59.610	1:12.348	39.744	209.3	12:13.900
5	2	2:33.654	42.672	1:11.561	39.421	231.8	14:47.554
6	2	2:33.610	42.484	1:11.563	39.563	244.3	17:21.164
7	2	2:44.689 B	42.982	1:13.851	47.856	240.0	20:05.853
8	1	4:23.735	2:28.389	1:14.801	40.545	215.6	24:29.588
9	1	2:37.208	43.340	1:13.523	40.345	232.3	27:06.796
10	1	2:36.285	43.069	1:13.062	40.154	225.9	29:43.081
11	1	2:35.763	43.168	1:12.261	40.334	231.8	32:18.844

71 **AF Corse** Ferrari F458 Italia
1. Davide RIGON LMGTE Pro
2. James CALADO

1	2	2:57.177	58.235	1:15.773	43.169	212.2	2:57.177
2	2	2:34.111	43.086	1:11.575	39.450	243.2	5:31.288
3	2	2:34.261	42.787	1:12.013	39.461	243.8	8:05.549
4	2	2:43.089 B	42.926	1:13.275	46.888	237.4	10:48.638
5	1	3:53.760	1:59.014	1:14.821	39.925	202.6	14:42.398
6	1	2:33.596	43.442	1:10.863	39.291	225.9	17:15.994
7	1	2:34.272	43.706	1:10.866	39.700	234.8	19:50.266
8	1	2:42.957 B	43.566	1:12.019	47.372	241.6	22:33.223
9	2	3:22.852	1:32.299	1:11.558	38.995	226.9	25:56.075
10	2	2:32.310	42.186	1:10.644	39.480	241.6	28:28.385
11	2	2:45.976 B	42.793	1:15.003	48.180	247.1	31:14.361

90 **8 Star Motorsports** Ferrari F458 Italia
1. Vicente POTOLICCHIO LMGTE Am
2. Gianluca RODA 3. Paolo RUBERTI

1	3	2:43.047	47.812	1:14.391	40.844	211.4	2:43.047
2	3	2:35.494	43.756	1:12.269	39.469	229.3	5:18.541
3	3	2:34.136	43.290	1:11.530	39.316	239.5	7:52.677
4	3	2:33.606	42.771	1:11.706	39.129	236.8	10:26.283
5	3	4:57.962 B	42.669	1:12.840	3:02.453	234.8	15:24.245
6	1	3:01.566	1:01.961	1:17.221	42.384	212.2	18:25.811
7	1	2:39.589	44.821	1:13.729	41.039	216.0	21:05.400
8	1	2:37.190	43.665	1:13.015	40.510	229.8	23:42.590
9	1	2:36.460	43.538	1:12.609	40.313	230.3	26:19.050
10	1	2:37.339	43.782	1:12.536	41.021	238.4	28:56.389
11	1	2:37.295	43.777	1:12.529	40.989	234.3	31:33.684

75 **Prospeed Competition** Porsche 911 GT3 RSR
1. François FERRODO LMGTE Am
2. Emmanuel COLLARD 3. Matthieu VAXIVIÈRE

1	2	2:49.751	50.237	1:18.471	41.043	217.3	2:49.751
2	2	2:36.863	44.129	1:13.005	39.729	220.9	5:26.614
3	2	2:34.230	43.275	1:11.731	39.224	238.4	8:00.844
4	2	2:33.755	42.779	1:11.823	39.153	243.8	10:34.599
5	2	2:45.596 B	43.087	1:13.434	49.075	237.4	13:20.195
6	3	4:08.494	2:09.914	1:17.277	41.303	196.4	17:28.689
7	3	2:34.236	42.851	1:11.698	39.687	239.5	20:02.925
8	3	2:34.119	42.877	1:11.782	39.460	237.9	22:37.044
9	3	2:33.820	42.605	1:11.754	39.461	243.8	25:10.864
10	3	2:53.673 B	42.635	1:16.638	54.400	238.4	28:04.537

91 **Porsche Team Manthey** Porsche 911 RSR
1. Patrick PILET LMGTE Pro
2. Jörg BERGMEISTER


1	2	2:48.101	52.791	1:14.798	40.512	217.7	2:48.101
2	2	2:35.294	43.428	1:12.450	39.416	228.8	5:23.395
3	2	2:33.352	42.708	1:11.637	39.007	240.0	7:56.747
4	2	2:33.359	42.672	1:11.554	39.133	232.8	10:30.106
5	2	2:45.593 B	42.779	1:12.122	50.692	233.3	13:15.699
6	1	4:24.654	2:30.206	1:13.575	40.873	215.1	17:40.353
7	1	2:32.161	42.846	1:10.333	38.982	230.3	20:12.514
8	1	2:32.397	42.353	1:10.750	39.294	233.3	22:44.911
9	1	2:49.621	42.439	1:21.209	45.973	252.3	25:34.532
10	1	2:32.707	42.327	1:10.943	39.437	220.9	28:07.239
11	1	2:43.420 B	42.516	1:12.297	48.607	221.8	30:50.659

81 **AF Corse** Ferrari F458 Italia
1. Stephen WYATT LMGTE Am
2. Michele RUGOLO 3. Andrea BERTOLINI

1	3	3:08.106	1:02.709	1:22.150	43.247	210.1	3:08.106
2	3	2:37.614	44.139	1:13.423	40.052	233.8	5:45.720
3	3	2:35.161	43.356	1:12.109	39.696	236.8	8:20.881
4	3	2:34.711	43.093	1:12.067	39.551	242.7	10:55.592
5	3	2:34.419	42.839	1:11.866	39.714	243.8	13:30.011
6	3	2:47.367 B	43.979	1:14.205	49.183	220.0	16:17.378
7	2	3:59.781	2:01.382	1:17.253	41.146	206.5	20:17.159
8	2	2:34.856	43.429	1:11.516	39.911	235.3	22:52.015
9	2	2:35.193	42.789	1:10.864	41.540	239.5	25:27.208

92 **Porsche Team Manthey** Porsche 911 RSR
1. Marco HOLZER LMGTE Pro
2. Frédéric MAKOWIECKI

1	1	2:38.475	43.816	1:14.294	40.365	208.9	2:38.475
2	1	2:34.677	43.415	1:11.711	39.551	228.8	5:13.152
3	1	2:34.418	43.098	1:11.658	39.662	235.3	7:47.570
4	1	2:33.720	42.811	1:11.478	39.431	236.3	10:21.290
5	1	2:42.056 B	42.848	1:11.999	47.209	244.9	13:03.346
6	2	6:09.355	4:18.029	1:11.750	39.576	246.6	19:12.701
7	2	2:31.236	42.367	1:10.004	38.865	250.0	21:43.937
8	2	2:31.646	42.209	1:10.161	39.276	251.2	24:15.583



FIA WEC
6 HOURS OF SPA-FRANCORCHAMPS
Qualifying Practice

Sector Analysis

■ Personal Best ■ Session Best B Crossing the finish line in pit lane

Lap	D	Time	Sector 1	Sector 2	Sector 3	T. Spd	Elapsed	Lap	D	Time	Sector 1	Sector 2	Sector 3	T. Spd	Elapsed
9	2	2:47.444	46.790	1:18.256	42.398	173.9	27:03.027	9	1	2:48.650	42.420	1:21.216	45.014	245.5	26:05.159
10	2	2:30.951	42.100	1:09.685	39.166	252.9	29:33.978	10	1	2:32.166	41.945	1:10.774	39.447	250.6	28:37.325
11	2	2:49.811 B	43.456	1:14.183	52.172	225.5	32:23.789	11	1	2:32.494	42.362	1:10.839	39.293	247.1	31:09.819

95 **Aston Martin Racing** Aston Martin Vantage V8
1. Kristian POULSEN 3. Richie STANAWAY LMGTE Am
2. David HEINEMEIR HANSSON

1	3	3:47.062	1:42.317	1:16.837	47.908	164.6	3:47.062
2	3	2:40.001	43.969	1:15.473	40.559	244.9	6:27.063
3	3	2:38.853	43.394	1:15.113	40.346	240.0	9:05.916
4	3	2:49.152 B	44.285	1:15.936	48.931	226.4	11:55.068
5	2	4:04.692	2:05.186	1:17.493	42.013	162.2	15:59.760
6	2	2:40.338	44.287	1:14.841	41.210	246.0	18:40.098
7	2	2:42.320	45.483	1:15.408	41.429	249.4	21:22.418
8	2	2:39.305	43.971	1:14.310	41.024	237.4	24:01.723
9	2	2:40.179	44.162	1:14.059	41.958	247.1	26:41.902
10	2	2:39.460	43.632	1:14.641	41.187	249.4	29:21.362
11	2	3:00.558 B	48.555	1:18.399	53.604	173.4	32:21.920

97 **Aston Martin Racing** Aston Martin Vantage V8
1. Darren TURNER 3. Bruno SENNA LMGTE Pro
2. Stefan MÜCKE

1	2	3:31.203	1:25.704	1:22.509	42.990	201.9	3:31.203
2	2	2:33.666	42.791	1:11.310	39.565	247.7	6:04.869
3	2	2:34.418	43.248	1:11.813	39.357	250.0	8:39.287
4	2	2:34.047	42.692	1:11.912	39.443	250.6	11:13.334
5	2	3:14.880 B	56.285	1:26.957	51.638	153.4	14:28.214
6	1	4:18.732	2:13.353	1:24.954	40.425	213.0	18:46.946
7	1	2:31.694	42.119	1:10.453	39.122	254.7	21:18.640
8	1	2:49.379	50.783	1:17.434	41.162	186.9	24:08.019
9	1	2:31.958	42.158	1:09.950	39.850	252.9	26:39.977
10	1	2:47.420	43.815	1:22.156	41.449	206.5	29:27.397
11	1	2:30.615	41.950	1:09.232	39.433	253.5	31:58.012

98 **Aston Martin Racing** Aston Martin Vantage V8
1. Paul DALLA LANA 3. Christoffer NYGAARD LMGTE Am
2. Pedro LAMY

1	2	3:37.033	1:31.618	1:22.118	43.297	211.8	3:37.033
2	2	2:40.558	43.873	1:15.477	41.208	239.5	6:17.591
3	2	2:40.109	43.694	1:15.612	40.803	243.8	8:57.700
4	2	2:54.151 B	43.316	1:21.114	49.721	248.3	11:51.851
5	3	4:23.177	2:15.139	1:23.894	44.144	197.8	16:15.028
6	3	2:40.046	44.081	1:14.760	41.205	225.0	18:55.074
7	3	2:39.495	43.588	1:14.875	41.032	220.9	21:34.569
8	3	2:38.526	43.331	1:14.114	41.081	235.3	24:13.095
9	3	2:38.370	43.168	1:14.283	40.919	231.8	26:51.465
10	3	2:52.868 B	44.144	1:16.800	51.924	214.3	29:44.333

99 **Aston Martin Racing** Aston Martin Vantage V8
1. Alex MACDOWALL 3. Fernando REES LMGTE Pro
2. Darryl O'YOUNG

1	3	3:01.390	56.733	1:21.356	43.301	193.9	3:01.390
2	3	2:35.976	43.253	1:13.006	39.717	230.8	5:37.366
3	3	2:34.122	42.445	1:12.211	39.466	247.7	8:11.488
4	3	2:33.500	42.250	1:11.877	39.373	247.7	10:44.988
5	3	2:51.861 B	47.859	1:15.467	48.535	196.0	13:36.849
6	1	4:16.598	2:13.560	1:17.926	45.112	228.3	17:53.447
7	1	2:34.214	42.640	1:11.830	39.744	247.7	20:27.661
8	1	2:48.848	44.090	1:17.086	47.672	228.8	23:16.509