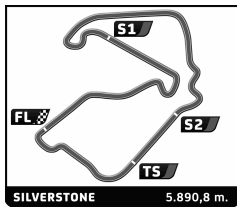


FIA WEC
6 HOURS OF SILVERSTONE
Free Practice 3
Sector Analysis

■ Personal Best ■ Session Best ■ Crossing the finish line in pit lane

Lap	D	Time	Sector 1	Sector 2	Sector 3	T. Spd	Elapsed	Lap	D	Time	Sector 1	Sector 2	Sector 3	T. Spd	Elapsed
1 Audi Sport Team Joest Audi R18 e-tron quattro 1. Lucas DI GRASSI 3. Tom KRISTENSEN LMP1 - H 2. Loic DUVAL								24	2	1:43.725	31.698	42.988	29.039	268.0	55:52.496
1	1	2:09.717	48.694	45.699	35.324	263.4	2:09.717								
2	1	1:44.100	32.019	43.575	28.506	268.7	3:53.817								
3	1	1:50.898	31.780	48.907	30.211	254.7	5:44.715								
4	1	1:56.783	32.355	45.686	38.742	190.8	7:41.498								
5	2	7:25.847	6:07.780	47.203	30.864	266.0	15:07.345								
6	2	1:43.865	31.942	43.134	28.789	269.3	16:51.210								
7	2	1:43.645	31.804	43.119	28.722	272.0	18:34.855								
8	2	1:46.616	31.886	43.614	31.116	268.7	20:21.471								
9	3	3:00.393	1:44.821	46.272	29.300	266.7	23:21.864								
10	3	1:44.121	31.851	43.414	28.856	266.0	25:05.985								
11	3	1:45.926	32.829	44.183	28.914	268.0	26:51.911								
12	3	1:44.686	31.974	43.786	28.926	268.7	28:36.597								
13	3	1:51.865	32.775	47.632	31.458	266.7	30:28.462								
14	3	4:50.706	3:35.288	46.336	29.082	262.8	35:19.168								
15	3	1:43.276	31.527	43.171	28.578	268.7	37:02.444								
16	3	1:47.254	32.977	44.535	29.742	270.0	38:49.698								
17	3	1:43.267	31.737	43.002	28.528	270.0	40:32.965								
18	3	1:43.632	31.785	43.060	28.787	268.7	42:16.597								
19	3	1:45.680	31.794	44.583	29.303	270.0	44:02.277								
20	3	1:46.355	32.013	43.421	30.921	269.3	45:48.632								
21	2	2:52.721	1:39.807	43.756	29.158	267.3	48:41.353								
22	2	1:44.110	31.929	43.246	28.935	267.3	50:25.463								
23	2	1:45.467	32.086	43.825	29.556	269.3	52:10.930								
24	2	1:48.993	34.639	45.130	29.224	268.0	53:59.923								
25	2	1:45.573	32.058	43.957	29.558	269.3	55:45.496								
26	2	1:45.124	32.162	43.696	29.266	269.3	57:30.620								
27	2	1:45.546	32.726	43.557	29.263	269.3	59:16.166								
28	2	1:47.171	32.838	45.109	29.224	266.0	1:01:03.337								
2 Audi Sport Team Joest Audi R18 e-tron quattro 1. Marcel FÄSSLER 3. Benoit TRÉLUIER LMP1 - H 2. André LOTTERER								25	2	1:44.748	32.223	43.444	29.081	263.4	57:37.244
1	1	2:42.591	1:17.551	52.159	32.881	242.7	2:42.591								
2	1	1:49.609	34.422	45.390	29.797	266.7	4:32.200								
3	1	1:46.614	32.338	45.042	29.234	262.1	6:18.814								
4	1	2:04.670	32.301	49.000	43.369	176.5	8:23.484								
5	1	6:52.539	5:37.184	45.171	30.184	266.0	15:16.023								
6	1	1:45.415	32.377	43.467	29.571	266.7	17:01.438								
7	1	1:43.739	31.792	43.111	28.836	270.0	18:45.177								
8	1	1:45.164	31.495	44.140	29.529	268.0	20:30.341								
9	1	1:45.113	31.558	44.602	28.953	269.3	22:15.454								
10	1	1:45.394	31.750	43.846	29.798	273.4	24:00.848								
11	1	1:47.364	31.752	44.792	30.820	272.7	25:48.212								
12	3	7:34.076	6:19.296	45.245	29.535	244.3	33:22.288								
13	3	1:46.964	33.073	43.573	30.318	252.9	35:09.252								
14	3	1:48.862	33.124	44.710	31.028	240.5	36:58.114								
15	3	1:48.085	33.989	44.435	29.661	270.0	38:46.199								
16	3	1:44.067	31.552	43.270	29.245	269.3	40:30.266								
17	3	1:44.852	32.338	43.013	29.501	268.7	42:15.118								
18	3	1:45.622	31.760	44.394	29.468	266.7	44:00.740								
19	3	1:47.116	32.122	43.694	31.300	270.7	45:47.856								
20	2	3:07.386	1:53.101	45.159	29.126	268.0	48:55.242								
21	2	1:43.962	31.901	43.123	28.938	268.0	50:39.204								
22	2	1:44.325	31.600	43.810	28.915	268.7	52:23.529								
23	2	1:45.242	31.666	44.505	29.071	267.3	54:08.771								
7 Toyota Racing Toyota TS 040 - Hybrid 1. Alexander WURZ 3. Kazuki NAKAJIMA LMP1 - H 2. Stéphane SARRAZIN								26	2	1:46.726	32.374	45.548	28.804	268.7	59:23.970
1	2	1:49.628	34.125	45.835	29.668	278.4	1:49.628								
2	2	1:44.608	31.808	43.879	28.921	279.1	3:34.236								
3	2	1:44.226	31.537	43.767	28.922	279.8	5:18.462								
4	2	1:49.213	31.603	43.755	33.855	283.5	7:07.675								
5	1	7:45.917	6:31.924	44.800	29.193	278.4	14:53.592								
6	1	1:44.550	31.527	44.147	28.876	279.1	16:38.142								
7	1	1:45.495	31.568	45.094	28.833	280.5	18:23.637								
8	1	1:44.489	31.807	43.896	28.786	280.5	20:08.126								
9	1	1:44.312	31.414	43.935	28.963	279.8	21:52.438								
10	1	1:49.218	31.491	45.166	32.561	282.0	23:41.656								
11	1	9:58.903	8:45.332	44.454	29.117	276.9	33:40.559								
12	1	1:43.997	31.322	43.923	28.752	281.2	35:24.556								
13	1	1:45.906	31.730	44.439	29.737	279.8	37:10.462								
14	1	1:49.634	32.896	45.603	31.135	284.2	39:00.096								
15	1	6:54.207	5:41.148	44.055	29.004	282.0	45:54.303								
16	1	1:44.032	31.462	43.623	28.947	278.4	47:38.335								
17	1	1:45.629	31.298	45.454	28.877	281.2	49:23.964								
18	1	1:48.303	31.859	45.102	31.342	281.2	51:12.267								
19	3	3:44.869	2:30.675	45.095	29.099	282.0	54:57.136								
20	3	1:45.345	31.304	44.869	29.172	281.2	56:42.481								
21	3	1:45.651	31.407	45.394	28.850	283.5	58:28.132								
22	3	1:46.023	31.426	45.247	29.350	278.4	1:00:14.155								
8 Toyota Racing Toyota TS 040 - Hybrid 1. Anthony DAVIDSON 3. Sebastien BUEMI LMP1 - H 2. Nicolas LAPIERRE								27	2	1:46.096	31.878	44.949	29.269	264.1	1:01:10.066
1	3	3:21.284	2:05.828	46.154	29.302	281.2	3:21.284								
2	3	1:43.835	31.414	43.642	28.779	282.0	5:05.119								
3	3	1:49.989	31.536	46.202	32.251	275.5	6:55.108								
12 Rebellion Racing Lola B12/60 - Toyota 1. Nicolas PROST 3. Mathias BECHE LMP1 - L 2. Nick HEIDFELD								1	3	3:25.658	2:06.035	48.877	30.746	263.4	3:25.658
13 Rebellion Racing Lola B12/60 - Toyota 1. Dominik KRAIHAMER 3. Fabio LEIMER LMP1 - L 2. Andrea BELICCHI								1	2	2:06.671	44.777	49.232	32.662	270.7	2:06.671
2	2	1:46.130	32.642	44.295	29.193	273.4	3:52.801								
3	2	1:45.253	32.202	43.914	29.137	274.1	5:38.054								
4	2	1:55.705	33.109	46.995	35.601	251.7	7:33.759								
5	3	9:20.844	8:02.285	48.654	29.905	272.0	16:54.603								
6	3	1:45.468	32.339	44.094	29.035	274.8	18:40.071								
7	3	1:46.977	32.040	45.697	29.240	271.4	20:27.048								
8	3	1:47.987	31.962	46.616	29.409	272.7	22:15.035								
9	3	1:44.698	31.920	43.688	29.090	272.7	23:59.733								
10	3	1:47.406	32.126	45.045	30.235	274.8	25:47.139								
11	3	1:48.194	32.139	44.856	31.199	273.4	27:35.333								
12	3	5:36.033	4:20.249	46.298	29.486	272.0	33:11.366								
13	3	1:45.363	31.670	44.517	29.176	271.4	34:56.729								



FIA WEC
6 HOURS OF SILVERSTONE
Free Practice 3
Sector Analysis

■ Personal Best ■ Session Best B Crossing the finish line in pit lane

Lap	D	Time	Sector 1	Sector 2	Sector 3	T. Spd	Elapsed	Lap	D	Time	Sector 1	Sector 2	Sector 3	T. Spd	Elapsed
14	3	1:47.410	33.675	44.121	29.614	274.8	36:44.139	12	2	1:45.000	31.069	44.365	29.566	284.2	34:26.212
15	3	1:44.169	31.906	43.322	28.941	274.8	38:28.308	13	2	1:44.713	31.149	44.139	29.425	289.5	36:10.925
16	3	1:48.071 B	31.840	44.663	31.568	273.4	40:16.379	14	2	1:47.876 B	31.571	45.292	31.013	287.2	37:58.801
17	1	5:11.848	3:56.022	46.203	29.623	270.0	45:28.227	15	1	3:03.622	1:46.349	47.885	29.388	288.0	41:02.423
18	1	1:48.960	34.175	44.911	29.874	273.4	47:17.187	16	1	1:46.047	31.585	45.592	28.870	291.9	42:48.470
19	1	1:51.592	34.121	47.445	30.026	268.7	49:08.779	17	1	1:45.176	31.547	44.504	29.125	290.3	44:33.646
20	1	1:47.626	32.454	45.851	29.321	271.4	50:56.405	18	1	1:47.221 B	31.695	44.639	30.887	288.8	46:20.867
21	1	1:46.166	32.324	44.369	29.473	274.1	52:42.571	19	1	7:41.971	6:27.248	45.148	29.575	291.1	54:02.838
22	1	1:46.944	32.385	44.280	30.279	274.8	54:29.515	20	1	1:45.247	31.574	44.426	29.247	290.3	55:48.085
23	1	1:47.372	33.139	44.992	29.241	276.9	56:16.887	21	1	1:45.385	31.604	44.290	29.491	286.5	57:33.470
24	1	1:47.422	32.538	45.455	29.429	273.4	58:04.309	22	1	1:45.804	32.404	44.415	28.985	289.5	59:19.274
25	1	1:48.871	32.353	45.390	31.128	272.7	59:53.180	23	1	1:45.806	32.201	44.369	29.236	293.5	1:01:05.080
26	1	1:46.935	32.860	44.527	29.548	273.4	1:01:40.115								

14 Porsche Team
1. Romain DUMAS
2. Neel JANI
3. Marc LIEB
Porsche 919 Hybrid LMP1 - H

1	1	2:14.558	52.209	49.107	33.242	240.5	2:14.558
2	1	1:45.920	32.457	44.303	29.160	291.1	4:00.478
3	1	1:44.889	31.671	44.072	29.146	293.5	5:45.367
4	1	1:54.756 B	31.924	44.801	38.031	194.9	7:40.123
5	1	7:52.473	6:35.054	47.647	29.772	286.5	15:32.596
6	1	1:47.079	32.093	45.868	29.118	290.3	17:19.675
7	1	1:46.019	33.010	43.993	29.016	291.1	19:05.694
8	1	1:46.590 B	31.778	44.182	30.630	292.7	20:52.284
9	2	2:59.022	1:39.953	49.315	29.754	294.3	23:51.306
10	2	1:47.105	32.728	44.822	29.555	289.5	25:38.411
11	2	1:44.881	31.611	44.377	28.893	291.1	27:23.292
12	2	1:47.469	31.698	45.207	30.564	292.7	29:10.761
13	2	1:45.585	31.861	44.543	29.181	291.9	30:56.346
14	2	1:50.822	32.771	47.690	30.361	286.5	32:47.168
15	2	1:47.645 B	31.822	45.121	30.702	292.7	34:34.813
16	1	5:11.609	3:53.301	44.662	33.646	213.4	39:46.422
17	1	1:42.987	30.809	43.670	28.508	292.7	41:29.409
18	1	1:43.533	31.302	43.710	28.521	292.7	43:12.942
19	1	1:46.344 B	32.732	44.108	29.504	290.3	44:59.286
20	2	2:50.836	1:34.109	45.278	31.449	291.1	47:50.122
21	2	1:44.283	31.396	44.128	28.759	293.5	49:34.405
22	2	1:44.717	31.409	44.105	29.203	293.5	51:19.122
23	2	1:49.665 B	33.095	45.685	30.885	295.9	53:08.787
24	2	2:32.081	1:14.508	44.556	33.017	291.1	55:40.868
25	2	1:47.520	31.385	45.200	30.935	289.5	57:28.388
26	2	1:45.087	31.573	44.353	29.161	293.5	59:13.475
27	2	1:46.544	32.570	44.841	29.133	293.5	1:01:00.019

20 Porsche Team
1. Timo BERNHARD
2. Mark WEBBER
3. Brendon HARTLEY
Porsche 919 Hybrid LMP1 - H

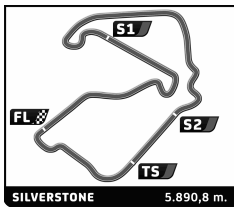
1	2	2:02.406	44.436	47.738	30.232	286.5	2:02.406
2	2	1:42.837	31.088	43.320	28.429	290.3	3:45.243
3	2	1:48.167	33.424	45.348	29.395	291.1	5:33.410
4	2	1:52.244 B	32.114	43.476	36.654	303.4	7:25.654
5	2	9:23.877	8:08.098	46.505	29.274	290.3	16:49.531
6	2	1:44.144	31.074	43.742	29.328	289.5	18:33.675
7	2	1:45.264	31.215	44.069	29.980	291.9	20:18.939
8	2	1:45.507	32.460	44.041	29.006	289.5	22:04.446
9	2	1:43.882	31.051	43.777	29.054	289.5	23:48.328
10	2	1:47.609 B	31.794	44.091	31.724	290.3	25:35.937
11	2	7:05.275	5:47.852	47.519	29.904	286.5	32:41.212

26 G-Drive Racing
1. Roman RUSINOV
2. Olivier PLA
3. Julien CANAL
Morgan - Nissan LMP2

1	2	3:43.971	2:21.080	50.706	32.185	250.6	3:43.971
2	2	1:52.989	34.235	47.569	31.185	257.8	5:36.960
3	2	2:01.171 B	34.324	49.434	37.413	209.3	7:38.131
4	2	8:32.462	7:12.047	48.992	31.423	231.3	16:10.593
5	2	1:51.155	33.273	47.489	30.393	259.0	18:01.748
6	2	1:49.484	33.243	45.835	30.406	259.6	19:51.232
7	2	1:56.580 B	33.471	49.401	33.708	258.4	21:47.812
8	1	4:00.999	2:40.911	47.755	32.333	257.1	25:48.811
9	1	1:52.319	34.351	47.216	30.752	256.5	27:41.130
10	1	1:51.215	33.514	46.857	30.844	256.5	29:32.345
11	1	1:52.599	34.192	47.514	30.893	257.1	31:24.944
12	1	1:52.514	34.053	47.525	30.936	257.1	33:17.458
13	1	1:51.914	33.579	47.007	31.328	259.6	35:09.372
14	1	1:53.479 B	34.746	47.397	31.336	258.4	37:02.851
15	3	4:32.394	3:11.387	49.388	31.619	258.4	41:35.245
16	3	1:52.983	34.281	47.332	31.370	257.8	43:28.228
17	3	1:55.186	35.119	48.730	31.337	256.5	45:23.414
18	3	1:53.166	34.019	47.667	31.480	257.1	47:16.580
19	3	1:53.753	34.445	47.950	31.358	260.2	49:10.333
20	3	1:54.144	34.261	47.443	32.440	258.4	51:04.477
21	3	1:54.001	35.766	47.247	30.988	260.2	52:58.478
22	3	1:51.951	33.884	46.954	31.113	259.0	54:50.429
23	3	1:51.833	33.858	46.872	31.103	258.4	56:42.262
24	3	1:51.872	33.860	46.973	31.039	257.8	58:34.134
25	3	1:52.435	33.986	47.442	31.007	257.8	1:00:26.569

27 SMP Racing
1. Serguey ZLOBIN
2. Nicolas MINASSIAN
3. Maurizio MEDIANI
Oreca 03 - Nissan LMP2

1	2	2:34.496	1:10.801	50.194	33.501	250.6	2:34.496
2	2	1:52.492	34.023	47.096	31.373	250.0	4:26.988
3	2	1:56.472	33.857	48.613	34.002	246.0	6:23.460
4	2	2:01.857 B	33.891	46.948	41.018	178.2	8:25.317
5	3	11:01.241	9:36.921	52.717	31.603	255.3	19:26.558
6	3	1:53.484	34.623	47.727	31.134	254.1	21:20.042
7	3	1:52.124	33.929	47.140	31.055	253.5	23:12.166
8	3	1:52.727	34.006	47.439	31.282	251.2	25:04.893
9	3	1:52.880	34.027	47.622	31.231	252.3	26:57.773
10	3	1:52.646	34.201	47.329	31.116	252.9	28:50.419
11	3	1:56.864	34.281	50.298	32.285	252.3	30:47.283
12	3	2:01.003 B	36.271	50.988	33.744	252.3	32:48.286
13	1	3:24.609	2:02.403	49.737	32.469	250.0	36:12.895
14	1	1:56.450	34.974	49.859	31.617	252.3	38:09.345

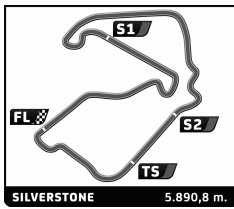


FIA WEC
6 HOURS OF SILVERSTONE
Free Practice 3
Sector Analysis

Lap	D	Time	Sector 1	Sector 2	Sector 3	T. Spd	Elapsed	Lap	D	Time	Sector 1	Sector 2	Sector 3	T. Spd	Elapsed
15	1	1:57.343	34.947	49.745	32.651	252.3	40:06.688	19	3	1:50.162	33.567	46.172	30.423	257.1	44:32.306
16	1	1:55.835	34.738	49.053	32.044	251.2	42:02.523	20	3	1:51.620	33.363	46.711	31.546	255.9	46:23.926
17	1	1:56.050	35.141	49.162	31.747	252.3	43:58.573	21	2	4:23.106	3:04.874	47.647	30.585	256.5	50:47.032
18	1	1:56.960	35.631	49.309	32.020	251.7	45:55.533	22	2	1:51.188	33.937	46.790	30.461	257.8	52:38.220
19	1	1:56.916	34.878	49.840	32.198	252.9	47:52.449	23	2	1:50.518	33.474	46.327	30.717	258.4	54:28.738
20	1	1:59.274	35.353	50.154	33.767	251.7	49:51.723	24	2	2:13.042	33.554	54.371	45.117	191.8	56:41.780
21	2	4:26.256	3:05.219	48.402	32.635	258.4	54:17.979								
22	2	1:54.322	35.023	47.817	31.482	256.5	56:12.301								
23	2	1:54.423	34.244	48.201	31.978	252.3	58:06.724								
24	2	1:53.640	34.182	48.082	31.376	254.1	1:00:00.364								

37 SMP Racing								51 AF Corse							
1.Kirill LADYGIN								1.Gianmaria BRUNI							
2.Viktor SHAITAR								2.Toni VILANDER							
3.Anton LADYGIN								Ferrari F458 Italia							
Oreca 03 - Nissan								LMGTE Pro							
Lap	D	Time	Sector 1	Sector 2	Sector 3	T. Spd	Elapsed	Lap	D	Time	Sector 1	Sector 2	Sector 3	T. Spd	Elapsed
1	1	5:04.980	3:41.027	51.075	32.878	256.5	5:04.980	1	2	2:41.519	1:09.377	56.723	35.419	224.1	2:41.519
2	1	2:05.122	36.647	51.489	36.986	257.1	7:10.102	2	2	2:04.216	38.648	52.360	33.208	247.1	4:45.735
3	1	9:34.270	8:15.290	48.003	30.977	257.8	16:44.372	3	2	2:01.319	36.619	51.543	33.157	245.5	6:47.054
4	1	1:53.106	33.906	47.412	31.788	257.8	18:37.478	4	2	2:08.609	36.801	53.336	38.472	239.5	8:55.663
5	1	1:56.976	34.284	48.837	33.855	260.2	20:34.454	5	2	6:47.270	5:20.197	52.465	34.608	244.9	15:42.933
6	1	3:55.787	2:36.155	48.572	31.060	257.1	24:30.241	6	2	2:01.569	36.544	51.893	33.132	247.7	17:44.502
7	1	1:51.134	33.733	46.487	30.914	255.9	26:21.375	7	2	2:01.318	36.653	51.481	33.184	247.7	19:45.820
8	1	1:50.485	33.666	46.036	30.783	257.1	28:11.860	8	2	2:03.671	36.792	52.178	34.701	248.8	21:49.491
9	1	1:55.643	33.702	47.650	34.291	256.5	30:07.503	9	1	5:25.345	3:59.510	52.327	33.508	246.0	27:14.836
10	2	4:00.218	2:40.537	48.188	31.493	255.3	34:07.721	10	1	2:02.139	36.848	52.134	33.157	246.0	29:16.975
11	2	1:53.778	34.307	47.793	31.678	258.4	36:01.499	11	1	2:01.299	36.575	51.459	33.265	246.6	31:18.274
12	2	1:52.607	34.061	47.290	31.256	257.8	37:54.106	12	1	2:03.033	36.837	52.119	34.077	247.1	33:21.307
13	2	1:54.562	34.162	47.575	32.825	258.4	39:48.668	13	1	2:02.437	36.979	51.873	33.585	247.1	35:23.744
14	3	4:32.229	3:09.686	50.408	32.135	255.3	44:20.897	14	1	2:01.328	36.715	51.544	33.069	247.7	37:25.072
15	3	1:54.129	34.813	48.021	31.295	256.5	46:15.026	15	1	2:05.410	36.582	51.850	36.978	247.1	39:30.482
16	3	1:54.204	34.405	48.579	31.220	257.1	48:09.230	16	1	3:20.787	1:56.701	51.388	32.698	248.8	42:51.269
17	3	1:54.149	34.373	47.750	32.026	257.1	50:03.379	17	1	1:59.587	35.888	50.976	32.723	246.6	44:50.856
18	3	1:55.810	34.477	49.475	31.858	255.3	51:59.189	18	1	1:59.315	36.055	50.572	32.688	247.7	46:50.171
19	3	1:54.017	34.494	47.847	31.676	260.2	53:53.206	19	1	2:04.240	36.054	51.190	36.996	242.2	48:54.411
20	3	1:54.885	34.526	48.123	32.236	260.9	55:48.091	20	2	3:18.303	1:52.325	52.048	33.930	247.7	52:12.714
21	3	1:55.438	35.214	48.255	31.969	257.8	57:43.529	21	2	2:00.308	36.256	51.101	32.951	248.8	54:13.022
22	3	1:54.205	34.503	48.133	31.569	258.4	59:37.734	22	2	2:00.500	36.279	50.955	33.266	247.1	56:13.522
23	3	2:02.334	34.780	50.990	36.564	256.5	1:01:40.068	23	2	2:00.752	36.411	51.299	33.042	246.6	58:14.274

47 KCMG								52 RAM Racing							
1.Matthew HOWSON								1.Matt GRIFFIN							
2.Richard BRADLEY								2.Alvaro PARENTE							
3.Tsugio MATSUDA								Ferrari F458 Italia							
Oreca 03 - Nissan								LMGTE Pro							
Lap	D	Time	Sector 1	Sector 2	Sector 3	T. Spd	Elapsed	Lap	D	Time	Sector 1	Sector 2	Sector 3	T. Spd	Elapsed
1	3	2:13.442	49.828	51.322	32.292	250.0	2:13.442	1	2	3:25.559	1:57.533	54.169	33.857	247.1	3:25.559
2	3	1:52.312	34.198	47.360	30.754	254.1	4:05.754	2	2	2:03.222	37.563	52.391	33.268	246.6	5:28.781
3	3	1:51.463	33.834	46.900	30.729	255.3	5:57.217	3	2	2:01.785	36.593	51.846	33.346	247.1	7:30.566
4	3	1:54.279	33.847	47.327	33.105	255.9	7:51.496	4	2	7:57.055	6:29.723	53.501	33.831	246.0	15:27.621
5	1	7:17.045	5:57.146	48.941	30.958	255.9	15:08.541	5	2	2:02.359	36.845	52.034	33.480	246.0	17:29.980
6	1	1:54.073	34.189	48.241	31.643	257.8	17:02.614	6	2	2:01.657	36.702	51.797	33.158	246.6	19:31.637
7	1	1:53.235	34.116	47.735	31.384	255.3	18:55.849	7	2	2:01.513	36.626	51.661	33.226	247.1	21:33.150
8	1	1:52.901	33.990	47.645	31.266	257.1	20:48.750	8	2	2:06.300	36.649	52.218	37.433	246.6	23:39.450
9	1	1:53.491	34.379	47.836	31.276	255.9	22:42.241	9	2	3:34.225	2:04.497	52.298	37.430	184.6	27:13.675
10	1	1:56.179	34.104	47.934	34.141	257.8	24:38.420	10	2	2:07.806	36.753	55.587	35.466	221.3	29:21.481
11	2	2:59.479	1:39.499	48.711	31.269	256.5	27:37.899	11	2	2:01.996	36.746	51.673	33.577	246.6	31:23.477
12	2	1:53.753	34.343	47.953	31.457	254.1	29:31.652	12	2	2:02.182	36.811	51.940	33.431	246.0	33:25.659
13	2	1:54.409	34.374	48.837	31.198	255.3	31:26.061	13	2	2:02.211	36.712	52.126	33.373	247.7	35:27.870
14	2	1:53.715	34.245	47.913	31.557	257.1	33:19.776	14	1	3:35.875	2:08.069	53.313	34.493	247.1	39:03.745
15	2	1:54.917	34.178	48.251	32.488	257.8	35:14.693	15	1	2:03.812	37.232	52.553	34.027	247.1	41:07.557
16	3	3:45.171	2:23.750	49.415	32.006	254.7	38:59.864	16	1	2:03.012	37.031	52.455	33.526	247.1	43:10.569
17	3	1:52.165	33.339	47.994	30.832	257.8	40:52.029	17	1	2:03.376	37.150	52.266	33.960	244.9	45:13.945
18	3	1:50.115	33.420	46.355	30.340	256.5	42:42.144	18	1	2:06.195	36.985	52.701	36.509	246.0	47:20.140
								19	1	3:06.979	1:39.523	51.586	35.870	245.5	50:27.119
								20	1	2:01.191	36.766	51.425	33.000	247.7	52:28.310
								21	1	2:01.103	36.532	51.379	33.192	246.6	54:29.413



FIA WEC 6 HOURS OF SILVERSTONE Free Practice 3 Sector Analysis

Personal Best Session Best B Crossing the finish line in pit lane

Lap	D	Time	Sector 1	Sector 2	Sector 3	T. Spd	Elapsed	Lap	D	Time	Sector 1	Sector 2	Sector 3	T. Spd	Elapsed
-----	---	------	----------	----------	----------	--------	---------	-----	---	------	----------	----------	----------	--------	---------

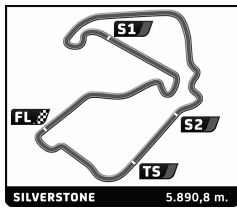
53		RAM Racing		Ferrari F458 Italia			
		1.Johnny MOWLEM		LMGTE Am			
		2.Mark PATTERSON		3.Ben COLLINS			
1	1	2:16.390	45.152	55.897	35.341	243.8	2:16.390
2	1	2:03.839	37.382	52.693	33.764	247.1	4:20.229
3	1	2:39.649 B	36.800	1:20.043	42.806	184.9	6:59.878
4	1	8:37.630	7:07.816	55.310	34.504	243.8	15:37.508
5	1	2:03.805	37.191	52.611	34.003	248.3	17:41.313
6	1	2:03.585	37.013	52.912	33.660	246.6	19:44.898
7	1	2:03.142	36.924	52.576	33.642	247.1	21:48.040
8	1	2:04.503 B	37.511	52.811	34.181	246.6	23:52.543
9	3	4:11.529	2:42.420	54.780	34.329	244.3	28:04.072
10	3	2:05.734	37.950	53.803	33.981	243.2	30:09.806
11	3	2:04.067	37.585	52.751	33.731	244.9	32:13.873
12	3	2:03.363	37.235	52.534	33.594	244.9	34:17.236
13	3	2:03.732	36.992	52.961	33.779	246.6	36:20.968
14	3	2:08.136 B	37.300	52.688	38.148	246.0	38:29.104
15	3	6:33.784	5:06.365	53.488	33.931	243.8	45:02.888
16	3	2:01.691	36.805	51.705	33.181	246.0	47:04.579
17	3	2:07.248	36.976	55.069	35.203	243.2	49:11.827
18	3	2:02.036	36.949	51.837	33.250	245.5	51:13.863
19	3	2:02.147	36.897	51.852	33.398	247.7	53:16.010
20	3	2:07.688 B	36.905	51.889	38.894	247.1	55:23.698
21	3	3:52.207	2:23.093	53.011	36.103	248.3	59:15.905
22	3	2:03.744	37.469	52.556	33.719	245.5	1:01:19.649

61		AF Corse		Ferrari F458 Italia			
		1.Luis PEREZ-COMPANC		LMGTE Am			
		2.Marco CIOCI		3.Mirko VENTURI			
1	2	2:51.080	1:02.871	1:02.264	45.945	135.5	2:51.080
2	2	2:05.541	38.559	53.328	33.654	244.9	4:56.621
3	2	2:03.057	37.088	52.316	33.653	244.9	6:59.678
4	2	2:13.990 B	38.917	53.118	41.955	245.5	9:13.668
5	2	6:18.752	4:51.019	53.313	34.420	235.8	15:32.420
6	2	2:00.809	36.486	51.341	32.982	247.1	17:33.229
7	2	2:00.581	36.353	51.273	32.955	247.1	19:33.810
8	2	2:03.023 B	36.469	51.726	34.828	247.1	21:36.833
9	3	3:28.999	2:00.920	52.340	35.739	244.3	25:05.832
10	3	2:02.570	36.961	52.105	33.504	244.9	27:08.402
11	3	2:02.118	36.721	51.807	33.590	243.8	29:10.520
12	3	2:02.279	36.934	51.859	33.486	244.9	31:12.799
13	3	2:02.920 B	36.723	51.657	34.540	244.3	33:15.719
14	1	3:55.608	2:27.968	53.479	34.161	246.6	37:11.327
15	1	2:04.053	37.349	52.620	34.084	247.7	39:15.380
16	1	2:04.863	37.426	53.405	34.032	248.8	41:20.243
17	1	2:03.729	37.209	52.762	33.758	245.5	43:23.972
18	1	2:03.922	37.324	52.671	33.927	246.0	45:27.894
19	1	2:03.954	37.209	52.644	34.101	246.6	47:31.848
20	1	2:04.354	37.204	52.990	34.160	246.6	49:36.202
21	1	2:05.273	37.211	53.786	34.276	246.0	51:41.475
22	1	2:05.219	37.550	53.434	34.235	247.7	53:46.694
23	1	2:05.639	37.689	53.727	34.223	246.6	55:52.333
24	1	2:04.977	37.491	53.282	34.204	247.1	57:57.310
25	1	2:07.765 B	37.875	53.651	36.239	246.6	1:00:05.075

71		AF Corse		Ferrari F458 Italia			
		1.Davide RIGON		LMGTE Pro			
		2.James CALADO		3.Matthieu VAXIÈRE			
1	2	2:43.641	1:15.827	53.712	34.102	246.6	2:43.641
2	2	2:03.344	37.549	52.238	33.557	247.7	4:46.985
3	2	2:01.787	36.769	51.704	33.314	246.6	6:48.772
4	2	2:11.088 B	41.141	53.536	36.411	245.5	8:59.860
5	2	6:22.144	4:55.034	52.549	34.561	222.7	15:22.004
6	2	2:02.908	36.856	52.153	33.899	247.1	17:24.912
7	2	2:03.466	36.961	52.653	33.852	246.0	19:28.378
8	2	2:03.898 B	36.982	52.429	34.487	246.0	21:32.276
9	2	4:16.138	2:51.651	51.204	33.283	245.5	25:48.414
10	2	2:02.641	37.696	51.548	33.397	245.5	27:51.055
11	2	2:00.448	36.408	51.003	33.037	244.9	29:51.503
12	2	2:06.805	39.345	52.437	35.023	246.0	31:58.308
13	2	2:01.742 B	36.609	51.526	33.607	245.5	34:00.050
14	1	4:04.402	2:38.072	52.946	33.384	246.6	38:04.452
15	1	2:02.768	36.676	51.953	34.139	247.1	40:07.220
16	1	2:01.244	36.586	51.607	33.051	247.1	42:08.464
17	1	2:02.049	36.571	52.306	33.172	246.0	44:10.513
18	1	2:01.403	36.675	51.576	33.152	246.6	46:11.916
19	1	2:01.624	36.604	51.959	33.061	246.6	48:13.540
20	1	2:01.166	36.538	51.478	33.150	247.1	50:14.706
21	1	2:01.502	36.603	51.744	33.155	248.3	52:16.208
22	1	2:01.558	36.596	51.726	33.236	247.7	54:17.766
23	1	2:02.749	37.166	51.997	33.586	247.7	56:20.515
24	1	2:01.911	36.732	51.923	33.256	247.1	58:22.426
25	1	2:03.502 B	36.718	52.154	34.630	247.7	1:00:25.928

75		Prospeed Competition		Porsche 911 GT3 RSR			
		1.François PÉRODO		LMGTE Am			
		2.Emmanuel COLLARD		3.Matthieu VAXIÈRE			
1	3	2:39.716	59.867	1:00.969	38.880	221.8	2:39.716
2	3	2:21.695	44.670	59.285	37.740	237.4	5:01.411
3	3	2:22.354 B	42.614	58.759	40.981	227.8	7:23.765
4	3	8:11.581	6:40.429	55.988	35.164	242.2	15:35.346
5	3	2:04.485	37.519	53.439	33.527	245.5	17:39.831
6	3	2:02.823	37.175	52.207	33.441	243.8	19:42.654
7	3	2:02.801	37.009	52.332	33.460	243.8	21:45.455
8	3	2:02.758	37.021	52.292	33.445	243.8	23:48.213
9	3	2:09.890 B	38.681	53.907	37.302	243.2	25:58.103
10	3	7:06.093	5:38.732	53.473	33.888	242.2	33:04.196
11	3	2:04.772	36.921	53.613	34.238	242.7	35:08.968
12	3	2:04.976	38.366	52.793	33.817	243.8	37:13.944
13	3	2:07.730 B	37.318	52.304	38.108	244.3	39:21.674
14	2	5:31.217	4:03.414	53.619	34.184	243.2	44:52.891
15	2	2:04.117	37.586	52.881	33.650	243.8	46:57.008
16	2	2:03.500	37.274	52.506	33.720	242.7	49:00.508
17	2	2:04.937	37.457	52.965	34.515	243.2	51:05.445
18	2	2:08.014 B	39.413	53.664	34.937	246.6	53:13.459
19	2	3:54.479	2:27.778	52.772	33.929	242.7	57:07.938
20	2	2:05.401	37.798	53.639	33.964	243.8	59:13.339
21	2	2:13.553 B	38.547	55.690	39.316	243.2	1:01:26.892

81		AF Corse		Ferrari F458 Italia			
		1.Stephen WYATT		LMGTE Am			
		2.Michele RUGOLO		3.Sam BIRD			
1	3	3:00.889	1:33.474	53.554	33.861	236.3	3:00.889



FIA WEC
6 HOURS OF SILVERSTONE
Free Practice 3
Sector Analysis

■ Personal Best ■ Session Best ■ Crossing the finish line in pit lane

Lap	D	Time	Sector 1	Sector 2	Sector 3	T. Spd	Elapsed	Lap	D	Time	Sector 1	Sector 2	Sector 3	T. Spd	Elapsed
2	3	1:59.335	35.987	50.547	32.801	248.3	5:00.224	6	3	2:00.311	36.277	50.973	33.061	246.6	18:34.481
3	3	2:05.725 B	36.328	52.053	37.344	247.7	7:05.949	7	3	2:00.822	36.355	51.564	32.903	247.7	20:35.303
4	2	9:07.804	7:40.110	54.002	33.692	247.1	16:13.753	8	3	2:00.802	36.398	51.257	33.147	247.1	22:36.105
5	2	2:00.195	36.257	50.974	32.964	248.8	18:13.948	9	3	2:05.967 B	37.573	52.779	35.615	246.6	24:42.072
6	2	2:03.896	36.380	53.053	34.463	246.6	20:17.844	10	1	4:00.081	2:32.743	53.038	34.300	246.0	28:42.153
7	2	2:01.031	36.699	51.216	33.116	247.7	22:18.875	11	1	2:04.325	37.564	53.039	33.722	246.6	30:46.478
8	2	2:00.995	36.440	51.502	33.053	246.6	24:19.870	12	1	2:03.839	37.091	53.159	33.589	247.1	32:50.317
9	2	2:02.531 B	36.757	51.781	33.993	247.1	26:22.401	13	1	2:03.363	37.158	52.574	33.631	246.0	34:53.680
10	1	4:27.190	2:53.979	58.296	34.915	243.8	30:49.591	14	1	2:03.843 B	37.114	52.843	33.886	248.3	36:57.523
11	1	2:07.393	38.773	54.229	34.391	243.2	32:56.984	15	2	3:57.713	2:28.434	55.351	33.928	244.3	40:55.236
12	1	2:06.167	37.960	53.896	34.311	244.9	35:03.151	16	2	2:04.490	37.544	52.969	33.977	245.5	42:59.726
13	1	2:05.443	37.599	53.502	34.342	243.8	37:08.594	17	2	2:04.013	37.582	52.695	33.736	244.9	45:03.739
14	1	2:06.173	37.821	54.036	34.316	244.9	39:14.767	18	2	2:03.102	37.185	52.481	33.436	246.6	47:06.841
15	1	2:06.063	37.710	53.475	34.878	246.6	41:20.830	19	2	2:06.253	37.219	55.019	34.015	241.1	49:13.094
16	1	2:05.599	37.805	53.501	34.293	245.5	43:26.429	20	2	2:03.640	37.347	52.661	33.632	245.5	51:16.734
17	1	2:06.398	38.681	53.640	34.077	244.3	45:32.827	21	2	2:04.003	37.524	52.756	33.723	247.1	53:20.737
18	1	2:05.493	37.761	53.577	34.155	245.5	47:38.320	22	2	2:03.855	37.454	52.673	33.728	246.6	55:24.592
19	1	2:05.595	37.814	53.570	34.211	244.9	49:43.915	23	2	2:03.703	37.298	52.696	33.709	245.5	57:28.295
20	1	2:08.710 B	37.896	53.672	37.142	243.8	51:52.625	24	2	2:04.100	37.424	53.090	33.586	245.5	59:32.395
21	3	3:55.287	2:28.321	52.825	34.141	247.7	55:47.912	25	2	2:05.069	37.366	53.489	34.214	244.3	1:01:37.464
22	3	2:04.864	38.808	52.503	33.553	246.0	57:52.776								
23	3	2:02.700	37.144	52.252	33.304	247.7	59:55.476								
24	3	2:02.078	36.803	52.047	33.228	246.6	1:01:57.554								

Lap	D	Time	Sector 1	Sector 2	Sector 3	T. Spd	Elapsed
1	3	3:56.563 B	2:03.913	1:10.203	42.447	198.2	3:56.563
2	3	4:25.655 B	2:31.785	1:10.574	43.296	172.2	8:22.218
3	3	7:37.625	6:04.461	57.252	35.912	239.5	15:59.843
4	3	2:10.315	39.713	55.624	34.978	243.2	18:10.158
5	3	2:08.945	38.280	54.793	35.872	236.3	20:19.103
6	3	2:07.070	38.419	54.195	34.456	244.3	22:26.173
7	3	2:05.220	37.391	53.303	34.526	244.9	24:31.393
8	3	2:04.888	37.927	53.115	33.846	246.6	26:36.281
9	3	2:05.001	37.686	53.134	34.181	245.5	28:41.282
10	3	2:13.539	38.618	59.012	35.909	241.1	30:54.821
11	3	2:08.912 B	38.816	54.287	35.809	243.2	33:03.733
12	1	3:42.193	2:12.771	55.220	34.202	247.7	36:45.926
13	1	2:03.770	37.285	52.762	33.723	247.7	38:49.696
14	1	2:03.729	37.320	52.884	33.525	247.7	40:53.425
15	1	2:02.883	36.818	52.390	33.675	247.7	42:56.308
16	1	2:02.820	37.147	52.260	33.413	246.6	44:59.128
17	1	2:05.029 B	37.147	52.995	34.887	248.3	47:04.157
18	2	3:59.797	2:32.784	53.561	33.452	246.6	51:03.954
19	2	2:02.633	37.529	51.860	33.244	248.8	53:06.587
20	2	2:01.259	36.632	51.405	33.222	248.8	55:07.846
21	2	2:01.685	36.452	51.801	33.432	247.7	57:09.531
22	2	2:01.795	36.610	51.998	33.187	248.3	59:11.326
23	2	2:03.442 B	36.641	52.999	33.802	247.7	1:01:14.768

Lap	D	Time	Sector 1	Sector 2	Sector 3	T. Spd	Elapsed
1	3	2:42.276	1:12.979	54.669	34.628	243.8	2:42.276
2	3	2:05.820	39.164	52.826	33.830	248.3	4:48.096
3	3	2:02.796	37.073	52.266	33.457	244.9	6:50.892
4	3	2:10.272 B	39.554	54.165	36.553	246.0	9:01.164
5	3	7:33.006	6:07.108	52.549	33.349	222.7	16:34.170

Lap	D	Time	Sector 1	Sector 2	Sector 3	T. Spd	Elapsed
1	1	2:27.947	59.550	54.606	33.791	247.1	2:27.947
2	1	2:00.946	36.537	51.020	33.389	247.7	4:28.893
3	1	1:59.714	36.111	50.660	32.943	248.8	6:28.607
4	1	2:19.661 B	37.448	1:03.724	38.489	224.1	8:48.268
5	2	6:29.921	5:00.406	53.215	36.300	193.5	15:18.189

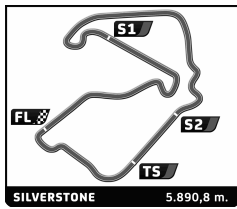
91 Porsche Team Manthey
1. Patrick PILET 3. Nick TANDY Porsche 911 RSR
2. Jörg BERGMEISTER LMGTE Pro

88 Proton Competition
1. Christian RIED Porsche 911 RSR
2. Klaus BACHLER LMGTE Am
3. Khaled AL QUBAIS

Lap	D	Time	Sector 1	Sector 2	Sector 3	T. Spd	Elapsed
1	3	2:37.236	1:08.711	54.472	34.053	246.6	2:37.236
2	3	2:01.044	36.518	51.408	33.118	248.3	4:38.280
3	3	2:00.198	36.349	50.820	33.029	247.1	6:38.478
4	3	2:10.703 B	37.227	54.563	38.913	207.3	8:49.181
5	3	6:26.855	5:01.213	51.934	33.708	247.7	15:16.036
6	3	2:01.152	36.403	51.490	33.259	248.3	17:17.188
7	3	2:00.670 B	36.279	51.077	33.314	248.8	19:17.858
8	3	3:06.007	1:38.096	52.812	35.099	243.8	22:23.865
9	3	1:59.698	36.009	50.758	32.931	247.1	24:23.563
10	3	1:59.849	36.073	50.724	33.052	248.8	26:23.412
11	3	1:59.571	36.167	50.523	32.881	247.1	28:22.983
12	3	2:02.653 B	37.565	51.956	33.132	247.1	30:25.636
13	1	3:10.343	1:40.305	54.032	36.006	242.7	33:35.979
14	1	2:00.484	36.438	50.967	33.079	248.3	35:36.463
15	1	2:00.543	36.342	51.205	32.996	247.7	37:37.006
16	1	2:00.457	36.296	51.047	33.114	248.8	39:37.463
17	1	2:02.339 B	36.785	52.097	33.457	248.8	41:39.802
18	1	3:37.827	2:10.089	51.607	36.131	247.1	45:17.629
19	1	2:00.982	36.402	50.985	33.595	246.6	47:18.611
20	1	2:03.535	36.498	51.919	35.118	247.7	49:22.146
21	1	2:01.217	36.703	51.295	33.219	246.6	51:23.363
22	1	2:01.753	36.702	51.483	33.568	252.3	53:25.116
23	1	2:02.853	37.363	52.082	33.408	248.8	55:27.969
24	1	2:01.330	36.656	51.440	33.234	247.7	57:29.299
25	1	2:03.536	36.993	52.922	33.621	250.6	59:32.835
26	1	2:03.202 B	37.358	52.194	33.650	247.1	1:01:36.037

90 8 Star Motorsports
1. Vicente POTOLICCHIO Ferrari F458 Italia
2. Gianluca RODA LMGTE Am
3. Paolo RUBERTI

92 Porsche Team Manthey
1. Marco HOLZER Porsche 911 RSR
2. Frédéric MAKOWIECKI LMGTE Pro
3. Richard LIETZ



FIA WEC
6 HOURS OF SILVERSTONE
Free Practice 3
Sector Analysis

■ Personal Best ■ Session Best ■ Crossing the finish line in pit lane

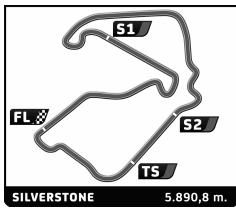
Lap	D	Time	Sector 1	Sector 2	Sector 3	T. Spd	Elapsed	Lap	D	Time	Sector 1	Sector 2	Sector 3	T. Spd	Elapsed
6	2	2:00.951	36.318	51.220	33.413	250.0	17:19.140	18	2	3:57.285	2:30.934	52.659	33.692	245.5	56:47.257
7	2	2:00.088	36.305	50.962	32.821	248.3	19:19.228	19	2	2:02.795	37.045	52.192	33.558	246.0	58:50.052
8	2	2:01.119	36.134	51.228	33.757	243.2	21:20.347	20	2	2:18.340	37.004	1:07.217	34.119	245.5	1:01:08.392
9	1	9:07.232	7:41.542	52.106	33.584	247.1	30:27.579								
10	1	2:00.906	36.556	51.197	33.153	247.1	32:28.485								
11	1	2:01.994	36.681	51.842	33.471	246.0	34:30.479								
12	1	2:02.282	36.604	51.730	33.948	248.3	36:32.761								
13	1	7:32.912	6:08.052	51.879	32.981	247.7	44:05.673								
14	1	1:59.856	36.294	50.624	32.938	247.7	46:05.529								
15	1	1:59.667	36.179	50.707	32.781	248.3	48:05.196								
16	1	2:02.854	36.242	51.908	34.704	248.3	50:08.050								
17	2	3:20.527	1:53.069	51.970	35.488	248.3	53:28.577								
18	2	2:01.148	36.416	51.402	33.330	248.3	55:29.725								
19	2	2:00.674	36.317	51.318	33.039	248.8	57:30.399								
20	2	2:05.119	36.390	53.124	35.605	248.3	59:35.518								
21	2	2:05.674	36.949	53.262	35.463	242.2	1:01:41.192								

95		Aston Martin Racing		Aston Martin Vantage V8			
		1. Kristian POULSEN	3. Nicki THIMM	LMGTE Am			
		2. David HEINEMEIR HANSSON					
1	3	2:48.671	1:14.831	53.972	39.868	204.5	2:48.671
2	3	2:02.217	36.915	51.936	33.366	244.3	4:50.888
3	3	2:01.619	36.694	51.606	33.319	242.7	6:52.507
4	3	2:10.258	39.167	54.270	36.821	243.8	9:02.765
5	2	6:11.527	4:44.635	53.182	33.710	244.3	15:14.292
6	2	2:05.375	37.756	52.898	34.721	245.5	17:19.667
7	2	2:03.023	37.144	52.309	33.570	245.5	19:22.690
8	2	2:03.501	37.045	52.541	33.915	244.3	21:26.191
9	2	2:03.427	37.161	52.215	34.051	242.2	23:29.618
10	2	2:04.721	37.432	52.729	34.560	244.3	25:34.339
11	1	4:15.022	2:46.934	54.213	33.875	243.2	29:49.361
12	1	2:04.570	37.498	53.037	34.035	244.3	31:53.931
13	1	2:04.030	37.394	52.679	33.957	242.2	33:57.961
14	1	2:04.051	37.295	52.698	34.058	245.5	36:02.012
15	1	2:07.464	37.681	53.465	36.318	244.9	38:09.476
16	1	11:47.423	...	54.677	34.301	243.2	49:56.899
17	1	2:04.124	37.453	52.823	33.848	243.2	52:01.023
18	1	2:05.875	37.267	52.762	35.846	245.5	54:06.898

97		Aston Martin Racing		Aston Martin Vantage V8			
		1. Darren TURNER			LMGTE Pro		
		2. Stefan MÜCKE					
1	1	2:11.272	43.639	53.491	34.142	244.9	2:11.272
2	1	2:01.129	36.527	51.500	33.102	248.3	4:12.401
3	1	2:00.665	36.287	51.365	33.013	247.1	6:13.066
4	1	9:23.188	7:54.909	54.698	33.581	243.2	15:36.254
5	1	2:02.267	36.894	52.203	33.170	246.6	17:38.521
6	1	2:01.542	36.681	51.663	33.198	246.0	19:40.063
7	1	2:02.943	36.785	51.787	34.371	246.0	21:43.006
8	1	4:23.928	2:58.454	52.106	33.368	244.9	26:06.934
9	1	2:01.943	36.687	51.673	33.583	245.5	28:08.877
10	2	4:02.438	2:35.677	53.004	33.757	244.9	32:11.315
11	2	2:03.691	37.729	52.312	33.650	244.3	34:15.006
12	2	2:02.861	37.235	52.190	33.436	246.6	36:17.867
13	2	2:02.526	37.118	52.085	33.323	245.5	38:20.393
14	2	5:20.644	3:54.756	52.346	33.542	245.5	43:41.037
15	2	2:02.272	37.102	51.890	33.280	246.0	45:43.309
16	2	2:02.458	36.801	52.153	33.504	244.3	47:45.767
17	2	5:04.205	3:38.412	52.101	33.692	247.1	52:49.972

98		Aston Martin Racing		Aston Martin Vantage V8			
		1. Paul DALLA LANA	3. Christoffer NYGAARD	LMGTE Am			
		2. Pedro LAMY					
1	2	2:40.502	1:12.489	53.872	34.141	246.0	2:40.502
2	2	2:01.707	37.124	51.492	33.091	244.9	4:42.209
3	2	2:01.564	36.596	51.593	33.375	244.9	6:43.773
4	2	2:09.444	36.877	52.957	39.610	246.0	8:53.217
5	3	7:33.087	6:06.524	52.851	33.712	245.5	16:26.304
6	3	2:02.752	37.213	51.960	33.579	246.0	18:29.056
7	3	2:02.057	36.991	51.629	33.437	246.6	20:31.113
8	3	2:02.074	37.157	51.580	33.337	245.5	22:33.187
9	3	2:03.039	37.100	52.230	33.709	244.9	24:36.226
10	1	4:02.771	2:35.299	53.218	34.254	242.7	28:38.997
11	1	2:04.364	37.478	52.875	34.011	243.2	30:43.361
12	1	2:05.351	37.714	53.327	34.310	242.7	32:48.712
13	1	2:03.966	37.630	52.709	33.627	244.3	34:52.678
14	1	2:04.316	37.380	53.055	33.881	244.9	36:56.994
15	1	2:04.941	37.695	53.154	34.092	244.3	39:01.935
16	1	2:03.386	37.520	52.440	33.426	244.9	41:05.321
17	1	2:03.475	37.374	52.636	33.465	244.3	43:08.796
18	1	2:02.948	37.259	52.109	33.580	244.9	45:11.744
19	1	2:03.170	37.295	52.239	33.636	244.9	47:14.914
20	1	2:03.806	37.850	52.355	33.601	245.5	49:18.720
21	1	2:03.103	37.112	52.182	33.809	244.3	51:21.823
22	1	2:02.859	37.133	52.107	33.619	246.6	53:24.682
23	1	2:06.389	37.761	53.240	35.388	247.1	55:31.071
24	1	2:04.484	37.547	52.858	34.079	244.3	57:35.555
25	1	2:04.233	37.675	52.734	33.824	245.5	59:39.788
26	1	2:04.050	37.405	52.795	33.850	243.2	1:01:43.838

99		Aston Martin Racing		Aston Martin Vantage V8			
		1. Alex MACDOWALL	3. Fernando REES	LMGTE Pro			
		2. Darryl O'YOUNG					
1	1	2:18.876	49.213	54.751	34.912	243.8	2:18.876
2	1	2:01.612	36.482	51.579	33.551	250.0	4:20.488
3	1	2:06.373	38.475	53.886	34.012	245.5	6:26.861
4	1	2:20.139	38.407	1:03.638	38.094	218.6	8:47.000
5	1	7:30.472	6:02.998	53.463	34.011	246.0	16:17.472
6	1	2:01.227	36.592	51.239	33.396	248.8	18:18.699
7	1	2:05.744	37.419	52.865	35.460	214.7	20:24.443
8	2	3:23.180	1:57.072	52.699	33.409	246.0	23:47.623
9	2	2:02.672	36.753	52.096	33.823	243.2	25:50.295
10	2	2:02.770	37.154	52.396	33.220	247.1	27:53.065
11	2	2:03.285	37.158	52.132	33.995	243.8	29:56.350
12	3	4:43.674	3:11.985	57.252	34.437	244.3	34:40.024
13	3	2:03.754	37.437	52.797	33.520	247.1	36:43.778
14	3	2:02.115	36.997	51.709	33.409	246.0	38:45.893
15	3	2:02.393	37.006	51.909	33.478	247.1	40:48.286
16	3	2:05.390	36.886	53.028	35.476	225.9	42:53.676
17	3	4:08.073	2:41.794	52.624	33.655	245.5	47:01.749
18	3	2:01.927	36.902	51.657	33.368	246.0	49:03.676
19	3	2:02.091	36.755	51.513	33.823	246.0	51:05.767
20	3	2:06.946	38.474	52.053	36.419	240.0	53:12.713
21	3	2:01.574	36.985	51.228	33.361	247.7	55:14.287
22	3	2:02.341	36.753	51.455	34.133	247.1	57:16.628



FIA WEC
6 HOURS OF SILVERSTONE
Free Practice 3
Sector Analysis

■ Personal Best
 ■ Session Best
 B Crossing the finish line in pit lane

Lap	D	Time	Sector 1	Sector 2	Sector 3	T. Spd	Elapsed	Lap	D	Time	Sector 1	Sector 2	Sector 3	T. Spd	Elapsed
-----	---	------	----------	----------	----------	--------	---------	-----	---	------	----------	----------	----------	--------	---------