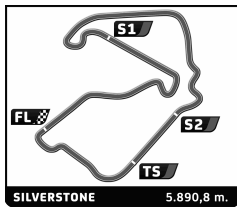


FIA WEC 6 HOURS OF SILVERSTONE Free Practice 2 Sector Analysis

Personal Best Session Best B Crossing the finish line in pit lane

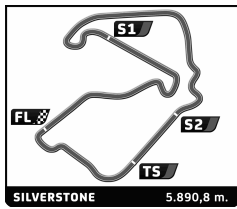
Lap	D	Time	Sector 1	Sector 2	Sector 3	T. Spd	Elapsed	Lap	D	Time	Sector 1	Sector 2	Sector 3	T. Spd	Elapsed
1 Audi Sport Team Joest Audi R18 e-tron quattro 1. Lucas DI GRASSI 3. Tom KRISTENSEN LMP1 - H 2. Loïc DUVAL								7 Toyota Racing Toyota TS 040 - Hybrid 1. Alexander WURZ 3. Kazuki NAKAJIMA LMP1 - H 2. Stéphane SARRAZIN							
1	1	31:37.992	...	45.540	29.775	267.3	31:37.992	20	2	1:45.444	32.053	43.939	29.452	272.7	1:07:22.428
2	1	1:43.134	31.520	42.861	28.753	270.0	33:21.126	21	2	1:46.774	32.870	44.491	29.413	273.4	1:09:09.202
3	1	1:45.393	32.205	44.374	28.814	272.0	35:06.519	22	2	1:44.978	31.952	44.030	28.996	271.4	1:10:54.180
4	1	1:46.198	32.953	43.736	29.509	274.1	36:52.717	23	2	1:44.680	31.944	43.724	29.012	273.4	1:12:38.860
5	1	1:44.850	32.784	43.513	28.553	272.0	38:37.567	24	2	1:44.216	31.691	43.526	28.999	274.8	1:14:23.076
6	1	1:44.745	31.815	44.126	28.804	271.4	40:22.312	25	2	1:45.905	32.106	44.250	29.549	274.1	1:16:08.981
7	1	1:45.618	31.739	44.008	29.871	274.1	42:07.930	26	2	1:43.534	31.536	43.052	28.946	276.2	1:17:52.515
8	1	1:48.005	32.222	45.633	30.150	270.0	43:55.935	27	2	1:48.205	32.517	46.633	29.055	272.7	1:19:40.720
9	1	1:44.732	32.142	43.604	28.986	273.4	45:40.667	28	2	1:45.589	32.103	43.478	30.008	263.4	1:21:26.309
10	1	1:48.237	32.544	46.557	29.136	272.0	47:28.904	29	2	1:46.870B	31.560	43.988	31.322	272.0	1:23:13.179
11	1	1:45.652	32.104	44.129	29.419	272.0	49:14.556	30	2	2:14.854	1:00.348	45.084	29.422	272.0	1:25:28.033
12	1	1:44.554	32.063	43.656	28.835	272.7	50:59.110	31	2	1:47.857	32.160	45.588	30.109	272.0	1:27:15.890
13	1	1:45.840	32.077	44.928	28.835	271.4	52:44.950	32	2	1:46.831	32.698	44.172	29.961	272.0	1:29:02.721
14	1	1:44.533	31.814	43.996	28.723	272.7	54:29.483	33	2	1:45.326	32.243	43.880	29.203	277.6	1:30:48.047
15	1	1:44.831	31.964	43.335	29.532	275.5	56:14.314								
16	1	1:44.445	32.120	43.552	28.773	272.7	57:58.759								
17	1	1:46.619B	31.848	43.751	31.020	270.7	59:45.378								
18	3	3:20.953	2:02.422	47.860	30.671	268.7	1:03:06.331								
19	3	1:49.035	34.600	45.101	29.334	268.0	1:04:55.366								
20	3	1:45.885	32.452	44.153	29.280	270.0	1:06:41.251								
21	3	1:46.481	32.280	43.665	30.536	270.0	1:08:27.732								
22	3	1:45.323	32.240	43.458	29.625	272.0	1:10:13.055								
23	3	1:47.703	33.650	44.362	29.691	270.0	1:12:00.758								
24	3	1:46.089	32.564	44.155	29.370	271.4	1:13:46.847								
25	3	1:51.513B	32.943	44.814	33.756	232.8	1:15:38.360								
26	2	5:20.627	4:06.672	44.632	29.323	270.7	1:20:58.987								
27	2	1:45.577	32.152	44.301	29.124	271.4	1:22:44.564								
28	2	1:45.179	32.321	43.579	29.279	269.3	1:24:29.743								
29	2	1:45.741	33.015	43.526	29.200	271.4	1:26:15.484								
30	2	1:46.465	32.017	44.770	29.678	268.0	1:28:01.949								
31	2	1:48.523	31.992	46.437	30.094	271.4	1:29:50.472								
32	2	1:44.722	32.178	43.586	28.958	269.3	1:31:35.194								
2 Audi Sport Team Joest Audi R18 e-tron quattro 1. Marcel FÄSSLER 3. Benoit TRÉLUIER LMP1 - H 2. André LOTTERER															
1	3	12:55.388	...	53.229	34.093	228.3	12:55.388								
2	3	1:46.723	32.696	44.002	30.025	272.7	14:42.111								
3	3	1:46.943	33.058	44.285	29.600	272.7	16:29.054								
4	3	1:46.037	31.700	45.046	29.291	276.2	18:15.091								
5	3	1:45.264	31.851	44.104	29.309	276.2	20:00.355								
6	3	1:44.917	31.875	43.473	29.569	276.2	21:45.272								
7	3	1:45.342	31.826	44.139	29.377	272.0	23:30.614								
8	3	1:46.434	32.758	44.534	29.142	274.8	25:17.048								
9	3	1:49.067	32.270	46.848	29.949	274.1	27:06.115								
10	3	1:48.233B	31.978	45.404	30.851	274.8	28:54.348								
11	3	11:31.102	...	44.743	28.896	274.8	40:25.450								
12	3	1:43.982	31.368	43.295	29.319	275.5	42:09.432								
13	3	1:46.167	31.838	44.101	30.228	276.2	43:55.599								
14	3	1:44.543	31.747	43.664	29.132	274.1	45:40.142								
15	3	1:45.545	31.877	43.884	29.784	274.1	47:25.687								
16	3	1:44.540	31.643	43.929	28.968	276.2	49:10.227								
17	3	1:44.607	31.767	43.569	29.271	276.2	50:54.834								
18	3	1:49.811B	31.981	46.304	31.526	273.4	52:44.645								
19	2	12:52.339	...	45.594	29.758	270.0	1:05:36.984								



FIA WEC
6 HOURS OF SILVERSTONE
Free Practice 2
Sector Analysis

■ Personal Best ■ Session Best B Crossing the finish line in pit lane

Lap	D	Time	Sector 1	Sector 2	Sector 3	T. Spd	Elapsed	Lap	D	Time	Sector 1	Sector 2	Sector 3	T. Spd	Elapsed
41	1	1:46.623	32.069	44.757	29.797	276.9	1:20:54.311	10	3	1:51.415 B	33.220	45.640	32.555	268.0	18:12.163
42	1	1:46.336	31.879	45.052	29.405	272.0	1:22:40.647	11	3	5:35.649	4:17.342	47.904	30.403	271.4	23:47.812
43	1	1:46.459	32.168	44.729	29.562	274.8	1:24:27.106	12	3	1:47.388	32.656	45.420	29.312	271.4	25:35.200
44	1	1:45.564	31.804	44.573	29.187	276.2	1:26:12.670	13	3	1:49.138	33.164	45.067	30.907	273.4	27:24.338
45	1	1:46.060	31.781	45.011	29.268	276.2	1:27:58.730	14	3	1:46.654	32.377	44.777	29.500	272.0	29:10.992
46	1	2:25.454 B	50.261	58.808	36.385	193.9	1:30:24.184	15	3	1:50.010	34.639	45.536	29.835	272.0	31:01.002
8 Toyota Racing 1. Anthony DAVIDSON 2. Nicolas LAPIERRE 3. Sébastien BUEMI Toyota TS 040 - Hybrid LMP1 - H								16 3 1:50.364 B 32.396 46.033 31.935 270.0 32:51.366							
1	3	1:50.997	35.319	45.926	29.752	276.9	1:50.997	17	1	4:54.706	3:38.699	46.162	29.845	271.4	37:46.072
2	3	1:47.187	32.435	44.738	30.014	275.5	3:38.184	18	1	1:48.132	32.410	45.098	30.624	272.7	39:34.204
3	3	1:45.993	32.038	44.235	29.720	277.6	5:24.177	19	1	1:47.558	32.359	44.953	30.246	272.7	41:21.762
4	3	1:46.278	31.906	44.872	29.500	279.8	7:10.455	20	1	1:48.193	32.715	44.617	30.861	272.7	43:09.955
5	3	1:45.329	31.878	44.203	29.248	278.4	8:55.784	21	1	1:48.202	32.378	45.339	30.485	272.0	44:58.157
6	3	1:46.290	31.733	45.198	29.359	279.1	10:42.074	22	1	1:46.377	32.293	44.475	29.609	272.7	46:44.534
7	3	1:45.642	31.661	44.421	29.560	276.9	12:27.716	23	1	1:53.190 B	33.426	48.020	31.744	272.7	48:37.724
8	3	1:46.900 B	31.816	44.518	30.566	280.5	14:14.616	24	1	4:42.437	3:25.656	47.114	29.667	265.4	53:20.161
9	3	6:49.963	5:35.149	45.472	29.342	279.1	21:04.579	25	1	1:51.210	32.569	44.530	34.111	205.3	55:11.371
10	3	1:46.059	32.379	44.406	29.274	278.4	22:50.638	26	1	1:45.980	32.148	44.404	29.428	272.7	56:57.351
11	3	1:49.121	32.793	46.489	29.839	279.8	24:39.759	27	1	1:49.925	33.645	45.756	30.524	268.0	58:47.276
12	3	1:45.523	32.058	44.067	29.398	279.8	26:25.282	28	1	1:47.392	32.178	44.840	30.374	272.0	1:00:34.668
13	3	1:46.973 B	32.431	44.426	30.116	280.5	28:12.255	29	1	1:48.094	32.265	44.297	31.532	273.4	1:02:22.762
14	2	8:11.776	6:54.801	46.762	30.213	276.9	36:24.031	30	1	1:52.683 B	32.386	47.745	32.552	270.0	1:04:15.445
15	2	1:46.836	32.309	45.021	29.506	279.8	38:10.867	31	2	4:27.683	3:10.272	46.038	31.373	266.7	1:08:43.128
16	2	1:47.556	32.167	45.954	29.435	279.1	39:58.423	32	2	1:46.189	32.538	44.308	29.343	270.0	1:10:29.317
17	2	1:47.905	32.502	45.949	29.454	279.1	41:46.328	33	2	1:47.388	32.236	44.962	30.190	268.0	1:12:16.705
18	2	1:47.526	32.254	45.808	29.464	280.5	43:33.854	34	2	1:45.346	32.258	43.878	29.210	273.4	1:14:02.051
19	2	1:48.619 B	32.094	44.757	31.768	280.5	45:22.473	35	2	1:51.332 B	32.906	45.719	32.707	271.4	1:15:53.383
20	2	7:01.450	5:44.513	47.321	29.616	281.2	52:23.923	36	2	3:57.749	2:38.830	47.215	31.704	240.0	1:19:51.132
21	2	1:46.516	32.360	44.924	29.232	282.7	54:10.439	37	2	1:51.964	33.995	47.874	30.095	272.7	1:21:43.096
22	2	1:46.740	32.219	45.200	29.321	278.4	55:57.179	38	2	1:50.320	32.147	44.949	33.224	204.5	1:23:33.416
23	2	1:46.763	32.700	44.861	29.202	279.8	57:43.942	39	2	1:50.591	32.989	45.819	31.783	269.3	1:25:24.007
24	2	1:45.537	31.903	44.339	29.295	278.4	59:29.479	40	2	1:49.030	32.512	45.597	30.921	270.7	1:27:13.037
25	2	1:46.812 B	32.010	44.158	30.644	281.2	1:01:16.291	41	2	1:45.857	32.108	44.377	29.372	272.0	1:28:58.894
26	2	6:40.374	5:26.758	44.549	29.067	280.5	1:07:56.665	42	2	1:51.184 B	33.370	46.286	31.528	270.7	1:30:50.078
27	2	1:46.501	31.783	44.319	30.399	281.2	1:09:43.166	13 Rebellion Racing 1. Dominik KRAHAMER 2. Andrea BELICCHI 3. Fabio LEIMER Lola B12/60 - Toyota LMP1 - L							
28	2	1:47.985	31.970	47.038	28.977	280.5	1:11:31.151	1	1	2:11.356	52.893	48.217	30.246	270.7	2:11.356
29	2	1:45.356	32.174	44.277	28.905	282.7	1:13:16.507	2	1	1:47.718	33.019	44.869	29.830	272.7	3:59.074
30	2	1:47.484 B	32.017	44.419	31.048	282.7	1:15:03.991	3	1	1:46.503	32.581	44.461	29.461	272.7	5:45.577
31	2	6:27.334	5:13.525	44.674	29.135	282.0	1:21:31.325	4	1	1:46.283	32.522	44.405	29.356	272.7	7:31.860
32	2	1:46.042	32.258	44.525	29.259	280.5	1:23:17.367	5	1	1:49.279	33.074	46.700	29.505	272.0	9:21.139
33	2	1:45.529	31.883	44.514	29.132	280.5	1:25:02.896	6	1	1:49.443	34.391	45.313	29.739	272.7	11:10.582
34	2	1:47.774	32.677	45.992	29.105	282.0	1:26:50.670	7	1	1:46.714	32.565	44.598	29.551	272.7	12:57.296
35	2	1:45.846	32.157	44.625	29.064	281.2	1:28:36.516	8	1	1:46.086	32.353	44.391	29.342	274.1	14:43.382
36	2	1:46.787	32.346	44.999	29.442	281.2	1:30:23.303	9	1	1:47.502	33.067	44.635	29.800	272.7	16:30.884
12 Rebellion Racing 1. Nicolas PROST 2. Nick HEIDFELD 3. Mathias BECHE Lola B12/60 - Toyota LMP1 - L								10 1 1:48.236 32.955 44.859 30.422 268.7 18:19.120							
1	3	2:03.568	46.488	47.139	29.941	268.7	2:03.568	11 1 1:56.038 B 32.728 49.785 33.525 253.5 20:15.158							
2	3	1:47.986	33.639	44.939	29.408	272.7	3:51.554	12 1 7:09.635 5:55.078 45.124 29.433 273.4 27:24.793							
3	3	1:46.337	32.492	44.629	29.216	273.4	5:37.891	13 1 1:46.708 32.389 44.759 29.560 272.7 29:11.501							
4	3	1:46.717	32.309	45.001	29.407	272.7	7:24.608	14 1 1:50.640 34.256 46.646 29.738 272.7 31:02.141							
5	3	1:46.106	32.684	44.341	29.081	273.4	9:10.714	15 1 1:51.835 32.985 48.384 30.466 265.4 32:53.976							
6	3	1:45.991	32.594	44.213	29.184	274.1	10:56.705	16 1 1:48.056 32.484 45.511 30.061 272.0 34:42.032							
7	3	1:48.811	32.411	46.890	29.510	272.0	12:45.516	17 1 1:48.675 B 32.514 44.510 31.651 273.4 36:30.707							
8	3	1:47.734	32.507	45.793	29.434	273.4	14:33.250	18 3 5:15.075 3:58.098 46.886 30.091 270.0 41:45.782							
9	3	1:47.498	32.565	45.387	29.546	272.7	16:20.748	19 3 1:51.778 32.960 48.653 30.165 270.0 43:37.560							
								20 3 1:52.049 33.534 47.273 31.242 265.4 45:29.609							
								21 3 1:48.502 32.674 46.152 29.676 272.0 47:18.111							



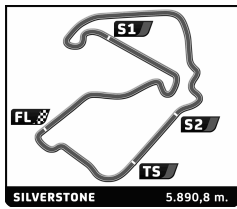
FIA WEC
6 HOURS OF SILVERSTONE
Free Practice 2
Sector Analysis

Personal Best Session Best B Crossing the finish line in pit lane

Lap	D	Time	Sector 1	Sector 2	Sector 3	T. Spd	Elapsed	Lap	D	Time	Sector 1	Sector 2	Sector 3	T. Spd	Elapsed
22	3	1:48.002	32.484	45.954	29.564	272.0	49:06.113	34	1	1:46.134	31.723	44.986	29.425	285.0	1:14:18.404
23	3	1:46.676	32.629	44.530	29.517	273.4	50:52.789	35	1	1:46.575	33.329	44.398	28.848	289.5	1:16:04.979
24	3	1:48.785	33.326	45.819	29.640	272.0	52:41.574	36	1	1:45.733	31.877	44.560	29.296	290.3	1:17:50.712
25	3	1:50.026B	32.394	45.981	31.651	272.7	54:31.600	37	1	1:53.237	34.033	48.559	30.645	270.7	1:19:43.949
26	3	5:15.121	3:58.877	46.530	29.714	272.0	59:46.721	38	1	1:46.749	32.177	45.355	29.217	288.8	1:21:30.698
27	3	1:46.484	32.535	44.709	29.240	272.0	1:01:33.205	39	1	1:46.199	32.171	44.453	29.575	289.5	1:23:16.897
28	3	1:45.844	32.321	44.123	29.400	273.4	1:03:19.049	40	1	1:45.583	31.863	44.346	29.374	287.2	1:25:02.480
29	3	1:49.398	33.424	45.830	30.144	271.4	1:05:08.447	41	1	1:47.972	32.261	46.484	29.227	288.8	1:26:50.452
30	3	1:49.135B	32.563	45.229	31.343	270.7	1:06:57.582	42	1	1:47.674	33.470	45.184	29.020	291.9	1:28:38.126
31	2	4:28.037	3:09.104	48.417	30.516	273.4	1:11:25.619	43	1	1:46.222	32.398	44.666	29.158	293.5	1:30:24.348
32	2	1:49.461	33.148	45.041	31.272	272.7	1:13:15.080								
33	2	1:49.824	33.785	46.445	29.594	273.4	1:15:04.904								
34	2	1:47.111	32.908	44.804	29.399	273.4	1:16:52.015								
35	2	1:53.657	32.528	48.740	32.389	266.7	1:18:45.672								
36	2	1:46.735	32.642	44.667	29.426	274.1	1:20:32.407								
37	2	1:51.961	32.446	47.300	32.215	270.0	1:22:24.368								
38	2	1:47.096	32.508	44.946	29.642	274.1	1:24:11.464								
39	2	1:47.852	32.689	44.882	30.281	275.5	1:25:59.316								
40	2	1:49.173	32.627	46.286	30.260	274.8	1:27:48.489								
41	2	1:52.472	34.196	45.743	32.533	274.1	1:29:40.961								
42	2	1:46.201	32.526	44.403	29.272	274.1	1:31:27.162								

14 Porsche Team		3.Marc LIEB		Porsche 919 Hybrid			
1.Romain DUMAS				LMP1 - H			
2.Neel JANI							
1	3	2:33.420	1:17.543	45.954	29.923	289.5	2:33.420
2	3	1:51.393	33.211	48.458	29.724		4:24.813
3	3	1:48.689	32.414	45.932	30.343	285.7	6:13.502
4	3	1:46.797	32.797	44.748	29.252	291.9	8:00.299
5	3	1:47.289	32.002	46.068	29.219	291.1	9:47.588
6	3	1:46.219	32.051	44.629	29.539	293.5	11:33.807
7	3	1:47.216	32.633	45.374	29.209	292.7	13:21.023
8	3	1:46.728	32.109	45.398	29.221	293.5	15:07.751
9	3	1:45.929	32.095	44.615	29.219	291.9	16:53.680
10	3	1:46.126	32.006	44.843	29.277	291.9	18:39.806
11	3	1:46.322	32.575	44.547	29.200	291.9	20:26.128
12	3	1:45.632	32.086	44.325	29.221	292.7	22:11.760
13	3	1:46.259	32.508	44.568	29.183	292.7	23:58.019
14	3	1:45.940	32.015	44.850	29.075	293.5	25:43.959
15	3	1:46.590	32.414	45.096	29.080	292.7	27:30.549
16	3	1:46.396	32.448	44.761	29.187	291.9	29:16.945
17	3	1:46.485	31.938	45.287	29.260	291.1	31:03.430
18	3	1:47.548	32.173	46.112	29.263	292.7	32:50.978
19	3	1:47.324	32.149	45.182	29.993	289.5	34:38.302
20	3	1:47.361	31.990	45.580	29.791	293.5	36:25.663
21	3	1:47.357	32.567	44.866	29.924	293.5	38:13.020
22	3	1:48.450	32.564	46.459	29.427	290.3	40:01.470
23	3	1:47.373	32.328	45.691	29.354	293.5	41:48.843
24	3	1:48.226	32.176	45.590	30.460	288.0	43:37.069
25	3	1:50.103B	32.478	45.681	31.944	290.3	45:27.172
26	1	13:06.182	...	48.710	31.027	283.5	58:33.354
27	1	1:50.692	33.087	47.534	30.071	283.5	1:00:24.046
28	1	1:48.382	33.063	45.576	29.743	285.7	1:02:12.428
29	1	1:47.590	32.771	45.282	29.537	286.5	1:04:00.018
30	1	1:47.909	32.492	45.752	29.665	288.8	1:05:47.927
31	1	1:49.560	34.472	45.695	29.393	288.0	1:07:37.487
32	1	1:50.816B	32.773	45.657	32.386	289.5	1:09:28.303
33	1	3:03.967	1:35.485	51.203	37.279	184.3	1:12:32.270

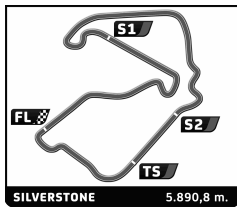
20 Porsche Team		3.Brendon HARTLEY		Porsche 919 Hybrid			
1.Timo BERNHARD				LMP1 - H			
2.Mark WEBBER							
1	3	4:22.500	3:03.696	47.657	31.147		4:22.500
2	3	1:50.494	32.599	47.878	30.017	285.0	6:12.994
3	3	1:46.196	32.455	44.723	29.018	289.5	7:59.190
4	3	1:46.560	31.852	45.105	29.603	291.9	9:45.750
5	3	1:46.722	32.113	44.909	29.700	291.1	11:32.472
6	3	1:47.331	32.421	45.623	29.287	289.5	13:19.803
7	3	1:45.147	31.628	44.309	29.210	290.3	15:04.950
8	3	1:45.224	31.809	44.328	29.087	290.3	16:50.174
9	3	1:46.427	32.222	44.352	29.853	291.1	18:36.601
10	3	1:45.882	32.151	44.605	29.126	288.8	20:22.483
11	3	1:47.514	33.001	44.522	29.991	291.1	22:09.997
12	3	1:45.523	32.018	44.295	29.210	291.1	23:55.520
13	3	1:46.304	31.919	44.913	29.472	290.3	25:41.824
14	3	1:46.405	32.163	44.772	29.470	290.3	27:28.229
15	3	1:45.590	31.807	44.714	29.069	289.5	29:13.819
16	3	1:47.553	32.154	45.950	29.449	291.1	31:01.372
17	3	1:48.236	32.506	46.352	29.378	291.1	32:49.608
18	3	1:47.903	32.189	46.167	29.547	286.5	34:37.511
19	3	1:47.933	31.679	46.181	30.073	291.1	36:25.444
20	3	1:47.316	32.249	44.629	30.438	291.9	38:12.760
21	3	1:46.796	32.063	44.957	29.776	291.9	39:59.556
22	3	1:47.931	32.693	45.808	29.430	290.3	41:47.487
23	3	1:47.857	32.089	45.992	29.776	292.7	43:35.344
24	3	1:46.947	32.666	44.977	29.304	291.1	45:22.291
25	3	1:48.843B	32.920	44.773	31.150	291.9	47:11.134
26	2	3:05.735	1:46.324	48.376	31.035	284.2	50:16.869
27	2	1:50.330	33.439	46.797	30.094	288.0	52:07.199
28	2	1:49.761	32.907	46.681	30.173	282.7	53:56.960
29	2	1:48.791	32.239	46.203	30.349	288.8	55:45.751
30	2	1:47.849	32.267	45.605	29.977	289.5	57:33.600
31	2	1:51.023B	32.121	46.999	31.903	287.2	59:24.623
32	2	2:52.588	1:33.710	48.709	30.169	284.2	1:02:17.211
33	2	1:46.168	31.868	44.718	29.582	288.8	1:04:03.379
34	2	1:46.167	32.176	44.733	29.258	287.2	1:05:49.546
35	2	1:46.439	32.397	44.830	29.212	287.2	1:07:35.985
36	2	1:47.337	31.899	45.812	29.626	281.2	1:09:23.322
37	2	1:50.659B	33.845	44.669	32.145	287.2	1:11:13.981
38	2	7:19.247	6:03.074	46.084	30.089	275.5	1:18:33.228
39	2	1:46.615	31.737	44.519	30.359	256.5	1:20:19.843
40	2	1:45.051	31.629	44.275	29.147	285.0	1:22:04.894
41	2	1:49.205	31.761	46.803	30.641	282.7	1:23:54.099
42	2	1:46.441	32.182	44.125	30.134	288.0	1:25:40.540
43	2	1:45.545	32.086	44.213	29.246	285.7	1:27:26.085
44	2	1:47.973	32.253	45.767	29.953	285.0	1:29:14.058



FIA WEC
6 HOURS OF SILVERSTONE
Free Practice 2
Sector Analysis

■ Personal Best ■ Session Best B Crossing the finish line in pit lane

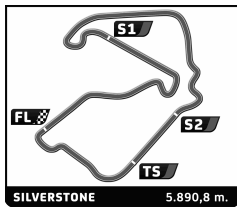
Lap	D	Time	Sector 1	Sector 2	Sector 3	T. Spd	Elapsed	Lap	D	Time	Sector 1	Sector 2	Sector 3	T. Spd	Elapsed
45	2	1:47.742	32.015	46.250	29.477	286.5	1:31:01.800	15	3	1:53.608	34.439	47.810	31.359	253.5	42:48.335
26 G-Drive Racing 1. Roman RUSINOV 2. Olivier PLA 3. Julien CANAL Morgan - Nissan LMP2								16	3	1:53.113	34.346	47.614	31.153	255.3	44:41.448
1	2	4:01.627	2:38.876	49.112	33.639	254.7	4:01.627	17	3	1:53.742	34.415	48.030	31.297	252.9	46:35.190
2	2	1:55.037	35.160	47.828	32.049	256.5	5:56.664	18	3	1:56.831	35.168	49.627	32.036	251.7	48:32.021
3	2	1:54.214	34.670	47.797	31.747	255.9	7:50.878	19	3	1:55.402 B	34.549	47.715	33.138	257.1	50:27.423
4	2	1:54.729	35.140	48.001	31.588	257.8	9:45.607	20	3	5:49.078	4:27.552	49.003	32.523	254.7	56:16.501
5	2	1:57.712 B	34.537	48.031	35.144	257.1	11:43.319	21	3	1:55.610	34.820	49.481	31.309	252.9	58:12.111
6	2	6:28.875	5:07.828	48.549	32.498	248.8	18:12.194	22	3	1:52.251	34.290	47.036	30.925	254.1	1:00:04.362
7	2	1:51.874	34.072	46.606	31.196	257.8	20:04.068	23	3	1:53.068	34.161	47.634	31.273	253.5	1:01:57.430
8	2	1:52.485	35.332	46.468	30.685	259.0	21:56.553	24	3	1:52.420	34.286	47.204	30.930	254.7	1:03:49.850
9	2	1:52.913	33.874	47.820	31.219	259.0	23:49.466	25	3	1:56.413 B	34.728	48.371	33.314	254.1	1:05:46.263
10	2	1:52.207	34.080	46.676	31.451	258.4	25:41.673	26	1	3:58.879	2:34.675	50.522	33.682	253.5	1:09:45.142
11	2	1:51.680	34.183	46.902	30.595	259.0	27:33.353	27	1	1:56.631	35.550	49.400	31.681	250.6	1:11:41.773
12	2	1:54.567 B	33.792	46.882	33.893	258.4	29:27.920	28	1	1:56.954	35.011	49.922	32.021	252.3	1:13:38.727
13	3	4:52.395	3:31.186	48.962	32.247	255.9	34:20.315	29	1	1:58.837	34.870	50.530	33.437	250.6	1:15:37.564
14	3	1:53.976	34.682	47.868	31.426	255.9	36:14.291	30	1	1:57.307	35.723	49.973	31.611	252.9	1:17:34.871
15	3	1:52.982	34.592	47.348	31.042	257.1	38:07.273	31	1	1:56.181	35.216	49.479	31.486	252.9	1:19:31.052
16	3	1:52.920	34.089	47.547	31.284	257.8	40:00.193	32	1	1:57.339	35.242	49.833	32.264	254.1	1:21:28.391
17	3	1:53.362	34.211	47.570	31.581	259.0	41:53.555	33	1	1:56.408	35.166	49.212	32.030	252.3	1:23:24.799
18	3	1:54.182	35.117	47.986	31.079	259.0	43:47.737	34	1	1:56.707	35.166	49.387	32.154	250.6	1:25:21.506
19	3	1:54.823	34.404	48.188	32.231	257.1	45:42.560	35	1	1:57.441	35.147	49.068	33.226	254.1	1:27:18.947
20	3	1:54.128	34.328	48.056	31.744	258.4	47:36.688	36	1	1:57.030	35.486	49.801	31.743	251.7	1:29:15.977
21	3	1:53.150	34.178	47.742	31.230	258.4	49:29.838	37	1	1:59.992 B	35.182	49.884	34.926	250.0	1:31:15.969
22	3	1:56.207 B	34.019	47.337	34.851	260.2	51:26.045	37 SMP Racing 1. Kirill LADYGIN 2. Viktor SHAITAR 3. Anton LADYGIN Oreca 03 - Nissan LMP2							
23	2	13:10.144	...	48.692	35.758	213.4	1:04:36.189	1	1	4:21.163	3:00.409	48.945	31.809		4:21.163
24	2	1:50.473	33.776	46.114	30.583	255.3	1:06:26.662	2	1	1:55.089	34.664	48.389	32.036	258.4	6:16.252
25	2	1:50.871	34.040	46.308	30.523	255.3	1:08:17.533	3	1	1:55.643	35.528	48.701	31.414	257.1	8:11.895
26	2	1:52.013	33.595	47.340	31.078	257.1	1:10:09.546	4	1	1:52.313	34.172	47.128	31.013	257.1	10:04.208
27	2	1:50.401	33.573	46.342	30.486	257.8	1:11:59.947	5	1	1:52.169	34.042	46.777	31.350	258.4	11:56.377
28	2	1:56.287 B	33.602	47.940	34.745	257.8	1:13:56.234	6	1	1:52.491	33.990	46.837	31.664	259.0	13:48.868
29	1	4:17.498	2:58.223	47.969	31.306	257.1	1:18:13.732	7	1	1:59.627 B	34.382	51.674	33.571	255.9	15:48.495
30	1	1:52.614	33.923	47.327	31.364	255.3	1:20:06.346	8	1	5:05.816	3:45.428	48.638	31.750	258.4	20:54.311
31	1	1:53.318	34.150	47.776	31.392	257.1	1:21:59.664	9	1	1:51.166	33.816	46.564	30.786	258.4	22:45.477
32	1	1:55.584	34.271	49.350	31.963	254.7	1:23:55.248	10	1	1:52.881	34.538	47.483	30.860	257.1	24:38.358
33	1	1:53.410	34.340	47.735	31.335	256.5	1:25:48.658	11	1	1:51.040	33.800	46.518	30.722	258.4	26:29.398
34	1	1:53.909	34.155	48.606	31.148	254.7	1:27:42.567	12	1	1:55.658 B	34.204	48.156	33.298	259.6	28:25.056
35	1	1:52.782	34.107	47.463	31.212	255.3	1:29:35.349	13	2	6:06.576	4:45.951	48.968	31.657	253.5	34:31.632
36	1	1:52.681	33.929	47.319	31.433	256.5	1:31:28.030	14	2	1:55.451	34.542	48.767	32.142	253.5	36:27.083
27 SMP Racing 1. Serguey ZLOBIN 2. Nicolas MINASSIAN 3. Maurizio MEDIANI Oreca 03 - Nissan LMP2								15	2	1:53.493	34.490	47.824	31.179	255.9	38:20.576
1	2	6:31.530 B	5:06.218	52.645	32.667	252.3	6:31.530	16	2	1:53.745	34.238	48.095	31.412	254.1	40:14.321
2	2	3:05.503	1:46.413	47.756	31.334	254.7	9:37.033	17	2	1:53.458	34.485	47.879	31.094	254.7	42:07.779
3	2	1:55.012	34.250	49.129	31.633	252.9	11:32.045	18	2	1:54.614	35.253	47.852	31.509	258.4	44:02.393
4	2	1:54.143	35.096	47.414	31.633	256.5	13:26.188	19	2	1:53.912	34.447	48.262	31.203	256.5	45:56.305
5	2	1:52.292	34.475	46.857	30.960	254.1	15:18.480	20	2	1:52.778	34.232	47.439	31.107	255.9	47:49.083
6	2	1:51.831	34.097	46.781	30.953	254.1	17:10.311	21	2	1:58.749 B	36.511	48.079	34.159	254.1	49:47.832
7	2	1:54.082 B	34.171	47.508	32.403	255.9	19:04.393	22	2	9:03.857	7:44.172	48.173	31.512	253.5	58:51.689
8	2	8:25.213	7:04.011	49.026	32.176	256.5	27:29.606	23	2	1:53.838	34.798	47.542	31.498	256.5	1:00:45.527
9	2	1:51.921	34.036	46.950	30.935	255.3	29:21.527	24	2	1:57.295	34.351	50.706	32.238	254.1	1:02:42.822
10	2	1:51.684	34.008	46.800	30.876	255.3	31:13.211	25	2	1:59.281 B	34.416	49.660	35.205	253.5	1:04:42.103
11	2	1:57.219 B	34.007	49.033	34.179	253.5	33:10.430	26	3	6:48.820	5:23.992	52.279	32.549	255.9	1:11:30.923
12	3	3:53.352	2:30.812	50.610	31.930	252.3	37:03.782	27	3	2:01.595	38.237	50.066	33.292	255.3	1:13:32.518
13	3	1:55.632	35.698	48.549	31.385	254.1	38:59.414	28	3	2:18.132	35.800	1:04.927	37.405	204.2	1:15:50.650
14	3	1:55.313	36.110	47.735	31.468	253.5	40:54.727	29	3	1:56.894	35.338	49.118	32.438	256.5	1:17:47.544
								30	3	2:01.255	35.811	50.615	34.829	230.3	1:19:48.799
								31	3	1:56.231	34.818	49.137	32.276	257.8	1:21:45.030



FIA WEC
6 HOURS OF SILVERSTONE
Free Practice 2
Sector Analysis

■ Personal Best ■ Session Best B Crossing the finish line in pit lane

Lap	D	Time	Sector 1	Sector 2	Sector 3	T. Spd	Elapsed	Lap	D	Time	Sector 1	Sector 2	Sector 3	T. Spd	Elapsed							
32	3	1:54.953	34.967	48.548	31.438	255.9	1:23:39.983	5	1	2:02.347	36.875	52.045	33.427	247.1	10:35:01.6							
33	3	1:56.965	34.700	50.871	31.394	254.1	1:25:36.948	6	1	2:03.107	36.995	51.929	34.183	244.9	12:38.123							
34	3	1:53.833	34.311	48.113	31.409	254.7	1:27:30.781	7	1	2:01.624	36.864	51.607	33.153	247.1	14:39.747							
35	3	1:53.855	34.342	47.889	31.624	255.9	1:29:24.636	8	1	2:06.074 B	36.971	52.670	36.433	246.0	16:45.821							
36	3	2:02.216 B	34.752	49.570	37.894	254.7	1:31:26.852	9	1	8:57.762	7:30.921	52.513	34.328	246.0	25:43.583							
47 KCMG Oreca 03 - Nissan LMP2 1. Matthew HOWSON 3. Tsubugio MATSUDA 2. Richard BRADLEY								10								1	2:02.658	37.284	52.147	33.227	246.6	27:46.241
1	2	2:29.397	1:07.620	50.312	31.465	251.7	2:29.397	11	1	2:01.795	36.937	51.630	33.228	247.1	29:48.036							
2	2	1:56.626	35.620	49.921	31.085		4:26.023	12	1	2:05.246 B	37.465	52.948	34.833	245.5	31:53.282							
3	2	1:53.126	34.371	47.480	31.275	259.0	6:19.149	13	1	3:08.650	1:42.130	53.114	33.406	245.5	35:01.932							
4	2	1:53.411	34.512	47.843	31.056	259.6	8:12.560	14	1	2:00.908	36.535	51.401	32.972	246.0	37:02.840							
5	2	1:52.402	34.215	47.390	30.797	257.1	10:04.962	15	1	2:05.745	40.122	52.414	33.209	246.0	39:08.585							
6	2	1:52.639	34.198	47.290	31.151	254.7	11:57.601	16	1	2:00.842	36.673	51.270	32.899	246.0	41:09.427							
7	2	1:52.229	34.295	47.135	30.799	258.4	13:49.830	17	1	2:05.874 B	36.525	51.564	37.785	244.9	43:15.301							
8	2	1:52.371	34.155	47.450	30.766	258.4	15:42.201	18	1	5:04.792	3:36.678	54.465	33.649	245.5	48:20.093							
9	2	1:53.082	34.539	47.803	30.740	258.4	17:35.283	19	1	2:01.512	36.669	51.657	33.186	247.1	50:21.605							
10	2	1:53.943 B	34.066	47.371	32.506	257.8	19:29.226	20	1	2:02.204	36.653	52.313	33.238	246.6	52:23.809							
11	1	4:00.807	2:41.339	48.011	31.457	257.1	23:30.033	21	1	2:01.575	36.708	51.656	33.211	246.6	54:25.384							
12	1	1:53.720	34.787	47.448	31.485	257.8	25:23.753	22	1	2:01.616	36.728	51.736	33.152	246.6	56:27.000							
13	1	1:53.452	34.627	47.749	31.076	257.1	27:17.205	23	1	2:03.584 B	36.704	51.696	35.184	245.5	58:30.584							
14	1	1:53.272	34.341	47.687	31.244	258.4	29:10.477	24	2	4:43.227	3:15.851	52.679	34.697	246.0	1:03:13.811							
15	1	1:56.566	35.319	49.532	31.715	257.1	31:07.043	25	2	2:06.556 B	36.742	52.394	37.420	245.5	1:05:20.367							
16	1	1:59.790 B	35.915	49.433	34.442	256.5	33:06.833	52 RAM Racing Ferrari F458 Italia LMGT E Pro 1. Matt GRIFFIN 2. Alvaro PARENTE														
17	3	5:03.661	3:43.067	48.727	31.867	254.1	38:10.494	1	1	4:17.201	2:51.696	52.358	33.147		4:17.201							
18	3	1:56.788	34.904	50.371	31.513	255.3	40:07.282	2	1	2:01.736	36.815	51.727	33.194	246.6	6:18.937							
19	3	1:53.753	34.785	47.669	31.299	257.1	42:01.035	3	1	2:01.278	36.740	51.450	33.088	246.0	8:20.215							
20	3	1:56.353	35.915	48.159	32.279	257.1	43:57.388	4	1	2:01.864	36.775	51.498	33.591	246.0	10:22.079							
21	3	1:53.420	34.429	47.918	31.073	258.4	45:50.808	5	1	2:01.947	36.939	51.689	33.319	245.5	12:24.026							
22	3	1:54.514 B	34.150	47.376	32.988	259.6	47:45.322	6	1	2:02.366	37.243	52.152	32.971	246.6	14:26.392							
23	2	4:26.010	3:05.650	49.438	30.922	256.5	52:11.332	7	1	2:05.376 B	36.589	53.083	35.704	244.3	16:31.768							
24	2	1:54.331	35.315	47.433	31.583	258.4	54:05.663	8	2	7:25.600	5:57.311	53.459	34.830	243.8	23:57.368							
25	2	1:51.037	33.807	46.738	30.492	257.1	55:56.700	9	2	2:01.664	36.961	51.561	33.142	247.7	25:59.032							
26	2	1:52.459	34.694	47.450	30.315	257.1	57:49.159	10	2	2:00.268	36.417	50.980	32.871	247.1	27:59.300							
27	2	1:50.703	33.796	46.515	30.392	256.5	59:39.862	11	2	1:59.820 B	36.403	51.246	32.171	247.1	29:59.120							
28	2	1:53.777 B	35.174	46.780	31.823	257.1	1:01:33.639	12	2	3:51.306	2:25.816	52.107	33.383	245.5	33:50.426							
29	1	3:40.774	2:20.159	49.313	31.302	255.9	1:05:14.413	13	2	2:01.935	37.060	51.786	33.089	244.9	35:52.361							
30	1	1:52.912	34.338	47.870	30.704	257.1	1:07:07.325	14	2	2:01.372	36.587	51.698	33.087	245.5	37:53.733							
31	1	1:53.236	33.974	48.481	30.781	257.8	1:09:00.561	15	2	2:03.335	37.188	52.480	33.667	246.6	39:57.068							
32	1	1:55.408	34.215	49.897	31.296	254.7	1:10:55.969	16	2	2:03.454	37.543	52.453	33.458	245.5	42:00.522							
33	1	1:52.272	34.011	47.020	31.241	258.4	1:12:48.241	17	2	2:03.242 B	37.632	52.278	33.332	246.6	44:03.764							
34	1	1:51.935	34.125	46.936	30.874	257.1	1:14:40.176	18	1	3:36.244	2:09.958	52.966	33.320	247.1	47:40.008							
35	1	1:56.697 B	34.962	47.991	33.744	253.5	1:16:36.873	19	1	2:03.261	36.955	52.751	33.555	247.1	49:43.269							
36	3	3:51.747	2:31.271	47.429	33.047	247.7	1:20:28.620	20	1	2:02.858	36.902	52.201	33.755	246.6	51:46.127							
37	3	1:51.894	33.964	47.199	30.731	257.1	1:22:20.514	21	1	2:02.583	37.189	51.986	33.408	246.6	53:48.710							
38	3	1:51.899	33.870	47.015	31.014	257.8	1:24:12.413	22	1	2:02.976	36.858	52.268	33.850	245.5	55:51.686							
39	3	1:51.384	33.869	46.610	30.905	259.0	1:26:03.797	23	1	2:05.101 B	37.027	52.274	35.800	245.5	57:56.787							
40	3	1:53.411	34.631	47.898	30.882	259.0	1:27:57.208	24	1	4:41.334	3:15.744	52.221	33.369	246.0	1:02:38.121							
41	3	1:53.138	33.827	48.189	31.122	259.0	1:29:50.346	25	1	2:02.392	36.784	51.883	33.725	243.8	1:04:40.513							
42	3	1:51.486	34.160	46.724	30.602	257.8	1:31:41.832	26	1	2:02.275	36.957	51.634	33.684	245.5	1:06:42.788							
51 AF Corse Ferrari F458 Italia LMGT E Pro 1. Gianmaria BRUNI 2. Toni VILANDER								27								1	2:02.201	37.215	51.633	33.353	245.5	1:08:44.989
1	1	2:24.385	56.554	53.731	34.100	244.3	2:24.385	28	1	2:01.684	36.869	51.765	33.050	245.5	1:10:46.673							
2	1	2:03.999	37.550	52.818	33.631		4:28.384	29	1	2:01.933	36.608	51.797	33.528	246.0	1:12:48.606							
3	1	2:02.132	37.197	51.735	33.200	246.0	6:30.516	30	1	2:05.217 B	36.748	52.146	36.323	244.9	1:14:53.823							
4	1	2:02.153	36.996	51.856	33.301	246.0	8:32.669	31	2	3:54.508	2:26.176	54.875	33.457	247.1	1:18:48.331							
								32								2	2:01.467	36.808	51.559	33.100	246.6	1:20:49.798
								33								2	2:02.458	36.513	52.660	33.285	247.1	1:22:52.256



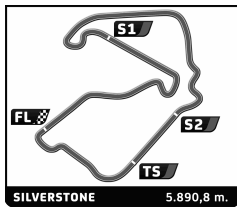
**FIA WEC
6 HOURS OF SILVERSTONE**

Free Practice 2

Sector Analysis

■ Personal Best ■ Session Best B Crossing the finish line in pit lane

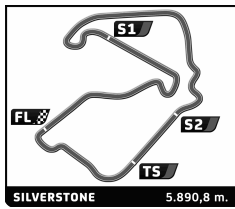
Lap	D	Time	Sector 1	Sector 2	Sector 3	T. Spd	Elapsed	Lap	D	Time	Sector 1	Sector 2	Sector 3	T. Spd	Elapsed							
34	2	2:01.139	36.566	51.530	33.043	246.6	1:24:53.395	17	1	2:05.299	37.723	53.348	34.228	244.9	51:22.554							
35	2	2:01.267	36.562	51.516	33.189	246.6	1:26:54.662	18	1	2:04.354	37.393	52.991	33.970	244.9	53:26.908							
36	2	2:01.195	36.480	51.738	32.977	247.1	1:28:55.857	19	1	2:04.360	37.421	53.082	33.857	245.5	55:31.268							
37	2	2:05.486B	36.775	55.339	33.372	246.6	1:31:01.343	20	1	2:04.065	36.995	52.979	34.091	245.5	57:35.333							
53 RAM Racing 1.Johnny MOWLEM 2.Mark PATTERSON 3.Ben COLLINS Ferrari F458 Italia LMGTE Am								21								1	2:03.862	37.213	52.901	33.748	246.6	59:39.195
1	1	22:38.267	...	55.191	33.870	242.7	22:38.267	22	1	2:04.029	37.335	52.939	33.755	245.5	1:01:43.224							
2	1	2:03.581	37.194	52.687	33.700	245.5	24:41.848	23	1	2:03.363	37.050	52.519	33.794	245.5	1:03:46.587							
3	1	2:03.004	37.102	52.263	33.639	244.9	26:44.852	24	1	2:08.075B	37.135	54.815	36.125	224.5	1:05:54.662							
4	1	2:02.868	37.214	52.168	33.486	245.5	28:47.720	25	3	3:37.817	2:10.978	52.997	33.842	244.9	1:09:32.479							
5	1	2:05.064	36.829	52.265	35.970	246.0	30:52.784	26	3	2:04.525	37.559	52.996	33.970	243.8	1:11:37.004							
6	1	2:05.129B	37.240	53.391	34.498	245.5	32:57.913	27	3	2:03.258	37.041	52.484	33.733	243.8	1:13:40.262							
7	2	5:05.272	3:35.892	54.738	34.642	243.2	38:03.185	28	3	2:03.006	36.841	52.544	33.621	245.5	1:15:43.268							
8	2	2:08.236	38.146	55.355	34.735	243.2	40:11.421	29	3	2:02.809	36.860	52.338	33.611	246.0	1:17:46.077							
9	2	2:07.799	38.489	54.531	34.779	241.6	42:19.220	30	3	2:03.955	37.320	52.574	34.061	246.6	1:19:50.032							
10	2	2:07.659	38.706	54.640	34.313	244.3	44:26.879	31	3	2:04.082	36.935	53.568	33.579	246.0	1:21:54.114							
11	2	2:06.894	38.558	54.005	34.331	244.3	46:33.773	32	3	2:02.801	36.845	52.209	33.747	244.3	1:23:56.915							
12	2	2:07.401	38.509	54.587	34.305	244.9	48:41.174	33	3	2:02.324	36.797	52.073	33.454	245.5	1:25:59.239							
13	2	2:06.371	37.882	53.853	34.636	246.0	50:47.545	34	3	2:03.654	37.133	51.987	34.534	244.3	1:28:02.893							
14	2	2:06.650	38.241	54.238	34.171	244.3	52:54.195	35	3	2:03.279	37.377	52.400	33.502	245.5	1:30:06.172							
15	2	2:05.226	37.780	53.415	34.031	246.0	54:59.421	71 AF Corse 1.Davide RIGON 2.James CALADO Ferrari F458 Italia LMGTE Pro														
16	2	2:06.418	37.844	54.520	34.054	244.9	57:05.839	1	1	2:33.176	1:02.036	55.706	35.434	232.8	2:33.176							
17	2	2:05.379	37.634	53.498	34.247	245.5	59:11.218	2	1	2:07.630	38.580	54.894	34.156		4:40.806							
18	2	2:05.903	37.867	53.486	34.550	242.7	1:01:17.121	3	1	2:05.506	37.255	54.504	33.747	244.9	6:46.312							
19	2	2:13.660B	41.929	55.264	36.467	244.3	1:03:30.781	4	1	2:02.235	36.936	52.054	33.245	247.1	8:48.547							
20	3	3:31.604	2:00.472	56.142	34.990	244.9	1:07:02.385	5	1	2:02.139	36.765	52.062	33.312	248.3	10:50.686							
21	3	2:06.771	38.560	54.156	34.055	244.9	1:09:09.156	6	1	2:06.329B	37.188	53.127	36.014	247.1	12:57.015							
22	3	2:06.440	37.798	53.893	34.749	244.9	1:11:15.596	7	1	3:49.636	2:21.297	53.295	35.044	165.4	16:46.651							
23	3	2:05.494	37.784	53.739	33.971	244.9	1:13:21.090	8	1	2:01.092	36.526	51.642	32.924	244.9	18:47.743							
24	3	2:05.566	37.703	53.371	34.492	236.8	1:15:26.656	9	1	2:00.857	36.648	51.283	32.926	244.9	20:48.600							
25	3	2:04.416	37.444	53.077	33.895	243.8	1:17:31.072	10	1	2:01.092	36.654	51.441	32.997	245.5	22:49.692							
26	3	2:05.322	37.427	53.702	34.193	242.2	1:19:36.394	11	1	2:10.493	44.589	52.605	33.299	245.5	25:00.185							
27	3	2:09.250B	38.128	53.516	37.606	244.9	1:21:45.644	12	1	2:04.199B	36.827	51.864	35.508	245.5	27:04.384							
28	2	3:56.637	2:24.522	56.597	35.518	238.9	1:25:42.281	13	1	3:18.006	1:53.076	51.981	32.949	244.9	30:22.390							
29	2	2:07.622	38.485	54.237	34.900	243.8	1:27:49.903	14	1	2:00.722	36.465	51.269	32.988	244.3	32:23.112							
30	2	2:07.905	38.182	54.759	34.964	241.6	1:29:57.808	15	1	2:01.230	36.619	51.585	33.026	244.3	34:24.342							
31	2	2:09.148B	38.150	54.469	36.529	243.2	1:32:06.956	16	1	2:01.041	36.611	51.382	33.048	244.9	36:25.383							
61 AF Corse 1.Luis PEREZ-COMPANC 2.Marco CIOCI 3.Mirko VENTURI Ferrari F458 Italia LMGTE Am								17	1	2:04.715B	37.380	52.225	35.110	244.3	38:30.098							
1	2	13:28.516	...	56.024	34.539	234.3	13:28.516	18	2	3:40.048	2:13.447	53.025	33.576	244.9	42:10.146							
2	2	2:05.587B	37.763	53.156	34.668	244.3	15:34.103	19	2	2:01.863	36.860	51.838	33.165	244.3	44:12.009							
3	2	3:41.660	2:11.275	54.347	36.038	184.0	19:15.763	20	2	2:01.722	36.783	51.803	33.136	244.9	46:13.731							
4	2	2:02.754	37.300	52.116	33.338	247.1	21:18.517	21	2	2:03.153	37.947	51.964	33.242	244.9	48:16.884							
5	2	2:01.953	36.873	51.639	33.441	246.0	23:20.470	22	2	2:01.806	36.757	51.837	33.212	246.0	50:18.690							
6	2	2:01.989	36.877	51.728	33.384	246.0	25:22.459	23	2	2:01.574	36.784	51.682	33.108	245.5	52:20.264							
7	2	2:05.834B	37.279	52.188	36.367	246.6	27:28.293	24	2	2:01.642	36.712	51.724	33.206	247.7	54:21.906							
8	2	3:16.916	1:52.390	51.439	33.087	246.6	30:45.209	25	2	2:01.915	36.805	51.853	33.257	246.0	56:23.821							
9	2	2:00.929	36.539	51.252	33.138	245.5	32:46.138	26	2	2:01.779	36.805	51.757	33.217	247.1	58:25.600							
10	2	2:02.733	36.832	52.799	33.102	246.6	34:48.871	27	2	2:01.741	36.727	51.801	33.213	247.1	1:00:27.341							
11	2	2:01.671	36.789	51.640	33.242	245.5	36:50.542	28	2	2:05.056B	36.817	52.464	35.775	236.8	1:02:32.397							
12	2	2:05.161B	37.587	52.261	35.313	245.5	38:55.703	29	2	6:55.543	5:29.952	52.340	33.251	242.2	1:09:27.940							
13	1	4:01.850	2:31.599	55.129	35.122	243.2	42:57.553	30	2	2:02.546	37.091	51.975	33.480	244.3	1:11:30.486							
14	1	2:05.556	37.838	53.591	34.127	245.5	45:03.109	31	2	2:04.438	38.734	52.204	33.500	244.9	1:13:34.924							
15	1	2:06.118	37.838	54.031	34.249	244.3	47:09.227	32	2	2:03.773	36.865	52.094	34.814	244.9	1:15:38.697							
16	1	2:08.028	37.558	53.204	37.266	245.5	49:17.255	33	2	2:03.741	36.980	52.552	34.209	241.6	1:17:42.438							
								34	2	2:02.967	37.383	52.059	33.525	247.1	1:19:45.405							
								35	2	2:02.650	36.995	52.275	33.380	247.1	1:21:48.055							



FIA WEC
6 HOURS OF SILVERSTONE
Free Practice 2
Sector Analysis

■ Personal Best ■ Session Best B Crossing the finish line in pit lane

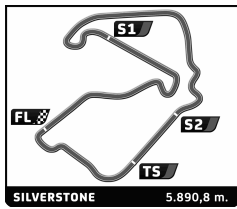
Lap	D	Time	Sector 1	Sector 2	Sector 3	T. Spd	Elapsed	Lap	D	Time	Sector 1	Sector 2	Sector 3	T. Spd	Elapsed
36	2	2:02.267	37.027	52.006	33.234	247.7	1:23:50.322	10	1	2:12.799B	38.722	54.062	40.015	243.8	22:16.380
37	2	2:01.884	36.848	51.867	33.169	247.1	1:25:52.206	11	3	4:49.684	3:22.012	53.563	34.109	244.3	27:06.064
38	2	2:01.554	36.603	51.713	33.238	247.1	1:27:53.760	12	3	2:03.657	37.595	52.437	33.625	245.5	29:09.721
39	2	2:02.382	36.801	52.329	33.252	245.5	1:29:56.142	13	3	2:06.177	39.327	52.993	33.857	246.0	31:15.898
40	2	2:01.709	36.780	51.776	33.153	246.6	1:31:57.851	14	3	2:02.480	37.103	52.060	33.317	244.3	33:18.378
75 Prospeed Competition Porsche 911 GT3 RSR 1.François PERRODO 3.Matthieu VAXIVIERE LMGTE Am 2.Emmanuel COLLARD								15 3 2:02.208 36.830 52.102 33.276 251.2 35:20.586							
1	3	3:20.388	1:52.576	53.944	33.868	242.7	3:20.388	16	3	2:12.644	37.249	56.741	38.654	192.9	37:33.230
2	3	2:03.393	37.163	52.233	33.997	243.2	5:23.781	17	3	2:05.438	36.837	52.000	36.601	247.1	39:38.668
3	3	2:06.513	37.948	54.039	34.526	242.7	7:30.294	18	3	2:02.381	37.225	51.846	33.310	245.5	41:41.049
4	3	2:03.221	37.256	52.258	33.707	242.7	9:33.515	19	3	2:03.817B	36.815	52.833	34.169	244.9	43:44.866
5	3	2:02.544	36.913	52.210	33.421	243.2	11:36.059	20	1	4:37.376	3:07.879	55.067	34.430	243.8	48:22.242
6	3	2:08.653B	37.363	54.647	36.643	243.2	13:44.712	21	1	2:06.236	38.066	53.665	34.505	244.9	50:28.478
7	3	5:21.079	3:51.800	53.585	35.694	228.3	19:05.791	22	1	2:06.350	38.100	53.709	34.541	244.3	52:34.828
8	3	2:03.312	37.426	52.313	33.573	242.7	21:09.103	23	1	2:06.400	37.945	54.094	34.361	243.8	54:41.228
9	3	2:02.933	37.207	52.209	33.517	242.7	23:12.036	24	1	2:06.688	38.183	53.914	34.591	244.3	56:47.916
10	3	2:03.014	37.292	52.152	33.570	243.2	25:15.050	25	1	2:10.406B	38.206	53.939	38.261	244.9	58:58.322
11	3	2:10.790B	37.640	53.101	40.049	242.2	27:25.840	26	1	4:16.314	2:47.996	53.951	34.367	244.9	1:03:14.636
12	1	5:09.104	3:38.220	55.979	34.905	240.5	32:34.944	27	1	2:04.522	37.599	52.906	34.017	244.9	1:05:19.158
13	1	2:07.911	38.309	54.628	34.974	242.2	34:42.855	28	1	2:04.865	37.508	53.109	34.248	244.3	1:07:24.023
14	1	2:07.534	38.349	54.480	34.705	240.0	36:50.389	29	1	2:22.389	51.662	53.856	36.871	243.8	1:09:46.412
15	1	2:07.563	39.001	54.147	34.415	241.6	38:57.952	30	1	2:05.555	38.233	53.159	34.163	243.2	1:11:51.967
16	1	2:07.533	38.721	54.363	34.449	241.6	41:05.485	31	1	2:04.812	37.503	53.437	33.872	243.8	1:13:56.779
17	1	2:07.214	38.262	54.359	34.593	241.6	43:12.699	32	1	2:08.260B	38.118	53.042	37.100	244.3	1:16:05.039
18	1	2:06.330	38.024	53.830	34.476	243.2	45:19.029	33	2	4:17.917	2:51.912	52.382	33.623	246.6	1:20:22.956
19	1	2:07.637	39.049	54.089	34.499	242.7	47:26.666	34	2	2:02.774	36.902	52.233	33.639	246.6	1:22:25.730
20	1	2:06.608	38.146	53.866	34.596	243.2	49:33.274	35	2	2:02.674	36.966	52.091	33.617	246.0	1:24:28.404
21	1	2:06.425	38.029	53.842	34.554	243.8	51:39.699	36	2	2:04.021	37.113	52.070	34.838	246.0	1:26:32.425
22	1	2:07.091	38.734	53.964	34.393	243.2	53:46.790	37	2	2:01.940	36.811	51.832	33.297	246.0	1:28:34.365
23	1	2:08.197B	38.108	54.968	35.121	242.2	55:54.987	38	2	2:04.879	37.014	54.472	33.393	244.9	1:30:39.244
24	2	4:45.297	3:17.046	54.328	33.923	242.7	1:00:40.284	88 Proton Competition Porsche 911 RSR 1.Christian RIED 3.Khaled AL QUBAISI LMGTE Am 2.Klaus BACHLER							
25	2	2:04.306	37.354	52.739	34.213	244.3	1:02:44.590	1	2	3:41.912	2:07.889	58.756	35.267	244.9	3:41.912
26	2	2:03.893	37.873	52.420	33.600	242.2	1:04:48.483	2	2	2:04.648	37.504	52.710	34.434	247.1	5:46.560
27	2	2:03.220	37.180	52.342	33.698	242.2	1:06:51.703	3	2	2:03.389	37.339	52.459	33.591	247.1	7:49.949
28	2	2:03.003	37.367	52.305	33.331	242.7	1:08:54.706	4	2	2:03.242	37.124	52.549	33.569	246.6	9:53.191
29	2	2:05.661B	37.106	52.810	35.745	242.7	1:11:00.367	5	2	2:02.205B	36.894	51.750	33.561	247.1	11:55.396
30	2	4:11.599	2:45.246	52.715	33.638	242.7	1:15:11.966	6	2	5:06.557	3:37.162	55.860	33.535	242.7	17:01.953
31	2	2:02.284	37.063	51.891	33.330	243.8	1:17:14.250	7	2	2:01.246	36.614	51.663	32.969	244.9	19:03.199
32	2	2:02.591	36.991	52.121	33.479	243.8	1:19:16.841	8	2	2:00.570	36.615	50.986	32.969	246.0	21:03.769
33	2	2:03.911B	37.163	52.054	34.694	243.2	1:21:20.752	9	2	2:03.016	37.488	52.509	33.019	246.0	23:06.785
34	2	3:06.275	1:39.678	52.938	33.659	242.7	1:24:27.027	10	2	2:01.416	36.862	51.450	33.104	246.6	25:08.201
35	2	2:03.196	37.487	52.146	33.563	242.7	1:26:30.223	11	2	2:02.077B	36.633	51.655	33.789	247.1	27:10.278
36	2	2:02.921	37.147	52.222	33.552	242.2	1:28:33.144	12	3	5:45.518	4:14.853	55.071	35.594	240.5	32:55.796
37	2	2:03.794	37.446	52.674	33.674	242.2	1:30:36.938	13	3	2:07.281	38.564	54.034	34.683	230.3	35:03.077
81 AF Corse Ferrari F458 Italia LMGTE Am 1.Stephen WYATT 3.Sam BIRD 2.Michele RUGOLO								14 3 2:07.007 38.804 53.923 34.280 241.6 37:10.084							
1	1	2:57.083	1:26.966	55.385	34.732	242.2	2:57.083	15	3	2:05.596	37.951	53.656	33.989	244.3	39:15.680
2	1	2:07.216	38.416	54.359	34.441	242.2	5:04.299	16	3	2:06.057	38.185	53.604	34.268	243.8	41:21.737
3	1	2:15.512	38.253	59.536	37.723	222.2	7:19.811	17	3	2:05.100	38.187	53.196	33.717	244.9	43:26.837
4	1	2:08.135	39.239	54.308	34.588	243.2	9:27.946	18	3	2:05.338	37.967	53.447	33.924	246.0	45:32.175
5	1	2:06.915	38.222	54.094	34.599	242.7	11:34.861	19	3	2:05.477	37.621	53.530	34.326	244.9	47:37.652
6	1	2:07.378	38.333	54.312	34.733	243.2	13:42.239	20	3	2:06.406	38.525	53.368	34.513	245.5	49:44.058
7	1	2:07.304	38.054	54.403	34.847	242.2	15:49.543	21	3	2:04.254	37.585	52.910	33.759	247.7	51:48.312
8	1	2:06.807	38.237	54.135	34.435	244.3	17:56.350	22	3	2:06.160B	37.402	53.143	35.615	245.5	53:54.472
9	1	2:07.231	38.359	54.210	34.662	243.2	20:03.581	23	1	4:56.763	3:27.715	54.767	34.281	242.7	58:51.235
								24 1 2:07.187 38.345 54.087 34.755 243.8 1:00:58.422							
								25 1 2:06.134 37.894 53.716 34.524 244.9 1:03:04.556							



FIA WEC
6 HOURS OF SILVERSTONE
Free Practice 2
Sector Analysis

■ Personal Best ■ Session Best B Crossing the finish line in pit lane

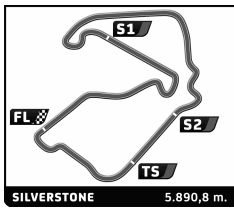
Lap	D	Time	Sector 1	Sector 2	Sector 3	T. Spd	Elapsed	Lap	D	Time	Sector 1	Sector 2	Sector 3	T. Spd	Elapsed
26	1	2:05.526	37.698	53.453	34.375	244.9	1:05:10.082	7	2	2:00.745	36.513	51.237	32.995	247.7	14:19.620
27	1	2:05.719	37.654	53.473	34.592	244.3	1:07:15.801	8	2	2:00.830	36.532	51.215	33.083	246.0	16:20.450
28	1	2:06.263	38.458	53.825	33.980	243.2	1:09:22.064	9	2	2:01.127	36.684	51.431	33.012	248.8	18:21.577
29	1	2:05.180	37.690	53.223	34.267	243.2	1:11:27.244	10	2	2:00.695	36.586	50.971	33.138	247.1	20:22.272
30	1	2:05.015	37.740	53.044	34.231	245.5	1:13:32.259	11	2	2:01.094	36.796	51.143	33.155	246.6	22:23.366
31	1	2:05.138	37.715	53.056	34.367	245.5	1:15:37.397	12	2	2:01.072	36.715	51.142	33.215	246.6	24:24.438
32	1	2:04.744	37.755	52.949	34.040	247.1	1:17:42.141	13	2	2:00.785	36.468	51.230	33.087	247.1	26:25.223
33	1	2:09.043B	38.026	53.461	37.556	246.0	1:19:51.184	14	2	2:01.462	36.666	51.639	33.157	247.7	28:26.685
34	2	4:51.931	3:24.241	54.015	33.675	245.5	1:24:43.115	15	2	2:00.899	36.660	51.184	33.055	247.1	30:27.584
35	2	2:02.458	37.087	52.010	33.361	246.0	1:26:45.573	16	2	2:00.781	36.588	51.113	33.080	246.0	32:28.365
36	2	2:04.102	36.792	53.872	33.438	244.9	1:28:49.675	17	2	2:00.845	36.697	51.140	33.008	246.0	34:29.210
37	2	2:02.236	37.025	51.996	33.215	247.7	1:30:51.911	18	2	2:01.966	36.689	51.991	33.286	246.0	36:31.176
90 8 Star Motorsports Ferrari F458 Italia								92 Porsche Team Manthey Porsche 911 RSR							
1.Vicente POTOLICCHIO 3.Paolo RUBERTI LMGTE Am								1.Marco HOLZER 3.Richard LIETZ LMGTE Pro							
2.Gianluca RODA								2.Frédéric MAKOWIECKI							
1	1	2:25.065	55.132	54.866	35.067	244.3	2:25.065	1	3	2:11.267	43.647	53.994	33.626	246.0	2:11.267
2	1	2:06.357	37.910	54.150	34.297		4:31.422	2	3	2:00.793	36.618	51.177	32.998		4:12.060
3	1	2:05.392	37.833	53.555	34.004	244.9	6:36.814	3	3	2:00.057	36.346	50.885	32.826	247.1	6:12.117
4	1	2:05.604	37.904	53.638	34.062	243.8	8:42.418	4	3	2:02.107	37.101	51.750	33.256	247.1	8:14.224
5	1	2:04.266	37.562	52.896	33.808	244.9	10:46.684	5	3	2:00.471	36.416	51.085	32.970	245.5	10:14.695
6	1	2:05.910B	37.437	53.111	35.362	244.9	12:52.594	6	3	2:00.851	36.505	51.240	33.106	246.0	12:15.546
7	1	3:38.318	2:07.671	54.556	36.091	244.3	16:30.912	7	3	2:01.023	36.600	51.068	33.355	246.0	14:16.569
8	1	2:05.653	38.385	53.470	33.798	244.3	18:36.565	8	3	2:01.180	36.883	51.138	33.159	245.5	16:17.749
9	1	2:04.558	37.640	53.051	33.867	244.9	20:41.123	9	3	2:01.261	36.602	51.497	33.162	246.0	18:19.010
10	1	2:04.002	37.472	52.823	33.707	244.3	22:45.125	10	3	2:00.937	36.774	51.059	33.104	245.5	20:19.947
11	1	2:05.066	37.849	52.958	34.259	244.9	24:50.191	11	3	2:00.633	36.554	51.100	32.979	246.0	22:20.580
12	1	2:04.732	37.463	53.285	33.984	245.5	26:54.923	12	3	2:00.543	36.388	51.148	33.007	245.5	24:21.123
13	1	2:08.048B	37.494	54.759	35.795	245.5	29:02.971	13	3	2:00.714	36.520	51.167	33.027	246.6	26:21.837
14	2	4:11.081	2:40.551	56.151	34.379	243.2	33:14.052	14	3	2:00.649	36.549	51.152	32.948	247.1	28:22.486
15	2	2:05.755	37.871	53.979	33.905	243.8	35:19.807	15	3	2:00.586	36.477	51.130	32.979	248.3	30:23.072
16	2	2:05.009	37.674	53.460	33.875	242.2	37:24.816	16	3	2:01.002	36.631	51.212	33.159	247.7	32:24.074
17	2	2:04.090	37.218	53.148	33.724	245.5	39:28.906	17	3	2:01.331	36.652	51.428	33.251	246.6	34:25.405
18	2	2:03.924	37.355	52.853	33.716	243.8	41:32.830	18	3	2:02.295	36.863	51.474	33.958	247.1	36:27.700
19	2	2:04.190	37.644	52.689	33.857	244.3	43:37.020	19	3	2:03.291B	36.896	52.149	34.246	247.7	38:30.991
20	2	2:07.372	40.277	53.026	34.069	244.3	45:44.392	20	2	6:07.266	4:41.270	52.524	33.472	243.8	44:38.257
21	2	2:03.949	37.557	52.684	33.708	245.5	47:48.341	21	2	2:02.720	37.030	52.219	33.471	243.8	46:40.977
22	2	2:04.041	37.382	52.816	33.843	245.5	49:52.382	22	2	2:02.130	36.927	51.981	33.222	245.5	48:43.107
23	2	2:03.740	37.249	52.794	33.697	246.6	51:56.122	23	2	2:03.734	36.844	53.208	33.682	248.3	50:46.841
24	2	2:04.213	37.509	53.000	33.704	246.0	54:00.335								
25	2	2:10.300B	37.946	54.974	37.380	246.0	56:10.635								
26	3	3:45.338	2:17.004	54.175	34.159	245.5	59:55.973								
27	3	2:03.842	37.260	52.769	33.813	244.9	1:01:59.815								
28	3	2:03.498	37.185	52.525	33.788	244.3	1:04:03.313								
29	3	2:02.883	37.093	52.288	33.502	245.5	1:06:06.196								
30	3	2:02.872	37.252	52.160	33.460	245.5	1:08:09.068								
31	3	2:02.922	37.228	52.134	33.560	247.7	1:10:11.990								
32	3	2:07.955	38.211	55.897	33.847	243.8	1:12:19.945								
33	3	8:22.819B	37.118	52.171	6:53.530	247.1	1:20:42.764								
91 Porsche Team Manthey Porsche 911 RSR															
1.Patrick PILET 3.Nick TANDY LMGTE Pro															
2.Jörg BERGMEISTER															
1	2	2:14.162	48.005	52.881	33.276	246.6	2:14.162								
2	2	2:00.394	36.537	50.970	32.887		4:14.556								
3	2	2:01.247	36.613	51.653	32.981	246.6	6:15.803								
4	2	2:01.839	37.196	51.601	33.042	246.6	8:17.642								
5	2	2:00.584	36.556	51.133	32.895	246.6	10:18.226								
6	2	2:00.649	36.467	51.050	33.132	246.0	12:18.875								



FIA WEC
6 HOURS OF SILVERSTONE
Free Practice 2
Sector Analysis

■ Personal Best ■ Session Best B Crossing the finish line in pit lane

Lap	D	Time	Sector 1	Sector 2	Sector 3	T. Spd	Elapsed	Lap	D	Time	Sector 1	Sector 2	Sector 3	T. Spd	Elapsed	
24	2	2:03.082	36.884	52.342	33.856	246.0	52:49.923	97 Aston Martin Racing 1. Darren TURNER 2. Stefan MÜCKE Aston Martin Vantage V8 LMGT Pro	1	7:15.890	5:49.035	53.088	33.767	243.8	7:15.890	
25	2	2:01.605	36.842	51.663	33.100	245.5	54:51.528		2	2:02.837	36.912	52.386	33.539	244.9	9:18.727	
26	2	2:01.570	36.737	51.585	33.248	246.0	56:53.098		3	2:02.667	37.225	52.142	33.300	245.5	11:21.394	
27	2	2:01.949	36.734	51.854	33.361	246.6	58:55.047		4	2:02.565	36.808	52.273	33.484	244.9	13:23.959	
28	2	2:03.151 B	36.933	51.957	34.261	246.6	1:00:58.198		5	2:04.857 B	38.326	52.777	33.754	244.3	15:28.816	
29	1	6:32.652	5:04.362	54.199	34.091	245.5	1:07:30.850		6	11:22.196	9:55.064	53.415	33.717	244.3	26:51.012	
30	1	2:04.003	37.803	52.360	33.840	247.1	1:09:34.853		7	2:02.238	37.060	51.915	33.263	246.6	28:53.250	
31	1	2:03.039	37.152	52.198	33.689	246.6	1:11:37.892		8	2:02.678	36.854	51.824	34.000	246.6	30:55.928	
32	1	2:05.141	37.111	53.481	34.549	246.6	1:13:43.033		9	2:08.200 B	37.403	54.895	35.902	243.2	33:04.128	
33	1	2:02.897	37.135	52.171	33.591	245.5	1:15:45.930		10	4:25.961	2:58.065	53.994	33.902	242.2	37:30.089	
34	1	2:02.677	36.977	51.968	33.732	247.1	1:17:48.607		11	2:04.411 B	37.234	53.059	34.118	244.9	39:34.500	
35	1	2:04.932	37.966	52.722	34.244	247.1	1:19:53.539		12	1	3:59.068	2:33.653	52.197	33.218	244.9	43:33.568
36	1	2:02.315	37.093	51.785	33.437	247.7	1:21:55.854		13	2:02.019	37.108	51.638	33.273	246.0	45:35.587	
37	1	2:03.094	36.895	52.319	33.880	248.3	1:23:58.948		14	2:02.635	36.996	52.327	33.312	245.5	47:38.222	
38	1	2:03.040	37.032	52.158	33.850	246.0	1:26:01.988	15	2:03.117 B	37.436	51.867	33.814	246.6	49:41.339		
39	1	2:04.209	37.403	53.231	33.575	245.5	1:28:06.197	16	2	4:32.478	3:05.579	52.968	33.931	244.9	54:13.817	
40	1	2:02.602	37.049	52.184	33.369	248.3	1:30:08.799	17	2	2:02.523	37.202	51.964	33.357	245.5	56:16.340	
95 Aston Martin Racing 1. Kristian POULSEN 2. David HEINEMEIR HANSSON 3. Nicki THIMM Aston Martin Vantage V8 LMGT Am								98 Aston Martin Racing 1. Paul DALLA LANA 2. Pedro LAMY 3. Christoffer NYGAARD Aston Martin Vantage V8 LMGT Am								
1	3	2:34.978	1:05.063	55.156	34.759	242.2	2:34.978	1	2	2:18.137	47.718	55.954	34.465	242.2	2:18.137	
2	3	2:03.265	37.260	52.389	33.616		4:38.243	2	2	2:05.661	38.024	53.068	34.569		4:23.798	
3	3	2:02.519	36.971	52.059	33.489	245.5	6:40.762	3	2	2:04.415	38.153	52.455	33.807	244.9	6:28.213	
4	3	2:02.808	37.343	51.991	33.474	245.5	8:43.570	4	2	2:03.222	37.287	52.321	33.614	243.8	8:31.435	
5	3	2:04.979	36.979	52.748	35.252	246.6	10:48.549	5	2	2:04.829 B	37.106	52.477	35.246	242.2	10:36.264	
6	3	2:06.057 B	36.881	52.277	36.899	244.3	12:54.606	6	2	5:04.085	3:32.199	57.134	34.752	235.8	15:40.349	
7	3	5:29.336	3:56.851	53.944	38.541	171.2	18:23.942	7	2	2:02.874	37.591	51.907	33.376	244.3	17:43.223	
8	3	2:02.071	36.982	51.710	33.379	243.8	20:26.013	8	2	2:01.793	37.006	51.642	33.145	243.8	19:45.016	
9	3	2:01.885	36.979	51.567	33.339	244.3	22:27.898	9	2	2:02.411	37.047	51.412	33.447	244.9	21:46.922	
10	3	2:02.850 B	36.994	52.303	33.553	243.8	24:30.748	10	2	2:02.411	36.783	51.770	33.858	242.2	23:49.333	
11	1	6:06.716	4:38.001	54.536	34.179	242.7	30:37.464	11	2	2:04.891 B	37.697	52.507	34.687	243.2	25:54.224	
12	1	2:05.854	38.092	53.446	34.316	242.7	32:43.318	12	3	6:06.846	4:39.943	53.060	33.843	242.2	32:01.070	
13	1	2:06.818	37.636	54.620	34.562	241.6	34:50.136	13	3	2:03.754	37.622	52.388	33.744	242.7	34:04.824	
14	1	2:04.886	37.748	53.123	34.015	242.2	36:55.022	14	3	2:03.369	37.569	52.302	33.498	243.2	36:08.193	
15	1	2:06.405 B	37.446	53.072	35.887	243.2	39:01.427	15	3	2:04.549	37.443	52.839	34.267	244.9	38:12.742	
16	1	4:55.777	3:25.698	54.919	35.160	242.2	43:57.204	16	3	2:03.579	37.737	52.262	33.580	243.8	40:16.321	
17	1	2:03.258	37.537	52.439	33.282	244.3	46:00.462	17	3	2:03.789	37.548	52.587	33.654	244.3	42:20.110	
18	1	2:02.523	37.041	52.240	33.242	244.9	48:02.985	18	3	2:04.742 B	37.965	52.553	34.224	243.8	44:24.852	
19	1	2:03.091	37.183	52.371	33.537	244.3	50:06.076	19	3	7:38.109	6:11.742	52.589	33.778	244.3	52:02.961	
20	1	2:03.514	37.366	52.608	33.540	245.5	52:09.590	20	3	2:03.835	37.432	52.387	34.016	244.3	54:06.796	
21	1	2:08.294 B	37.959	53.356	36.979	246.0	54:17.884	21	3	2:03.572	37.576	52.250	33.746	244.9	56:10.368	
22	2	4:44.812	3:16.922	53.295	34.595	243.2	59:02.696	22	3	2:04.651 B	37.517	52.659	34.475	245.5	58:15.019	
23	2	2:04.059	37.767	52.489	33.803	244.9	1:01:06.755	23	1	4:29.230	2:59.658	54.402	35.170	242.7	1:02:44.249	
24	2	2:05.460	38.149	53.766	33.545	243.8	1:03:12.215	24	1	2:06.492	38.896	53.415	34.181	243.8	1:04:50.741	
25	2	2:05.438	37.459	54.294	33.685	244.9	1:05:17.653	25	1	2:05.592	37.743	53.497	34.352	242.7	1:06:56.333	
26	2	2:03.058	37.185	52.332	33.541	244.3	1:07:20.711									
27	2	2:04.118 B	37.328	52.439	34.351	244.9	1:09:24.829									
28	2	5:09.697	3:43.385	52.484	33.828	243.2	1:14:34.526									
29	2	2:04.472	37.508	53.371	33.593	242.7	1:16:38.998									
30	2	2:11.593	36.923	58.296	36.374	213.9	1:18:50.591									
31	2	2:04.527	37.272	53.067	34.188	243.2	1:20:55.118									
32	2	2:04.795 B	37.601	52.621	34.573	244.9	1:22:59.913									
33	3	4:03.121	2:35.674	53.766	33.681	242.2	1:27:03.034									
34	3	2:02.790	37.080	52.171	33.539	243.8	1:29:05.824									
35	3	2:03.806 B	37.009	52.149	34.648	243.8	1:31:09.630									



FIA WEC
6 HOURS OF SILVERSTONE
Free Practice 2
Sector Analysis

■ Personal Best ■ Session Best B Crossing the finish line in pit lane

Lap	D	Time	Sector 1	Sector 2	Sector 3	T. Spd	Elapsed	Lap	D	Time	Sector 1	Sector 2	Sector 3	T. Spd	Elapsed
26	1	2:05.742	37.808	53.340	34.594	242.7	1:09:02.075								
27	1	2:05.174	38.061	53.039	34.074	242.7	1:11:07.249								
28	1	2:04.658	37.539	53.007	34.112	242.7	1:13:11.907								
29	1	2:04.919	37.327	53.015	34.577	243.8	1:15:16.826								
30	1	2:04.148	37.551	52.664	33.933	244.3	1:17:20.974								
31	1	2:04.442	37.199	52.932	34.311	244.9	1:19:25.416								
32	1	2:05.086	37.374	53.060	34.652	244.3	1:21:30.502								
33	1	2:05.153	37.800	53.145	34.208	243.8	1:23:35.655								
34	1	2:04.856	37.606	53.283	33.967	243.2	1:25:40.511								
35	1	2:05.056	37.763	53.166	34.127	242.7	1:27:45.567								
36	1	2:04.582	37.498	52.991	34.093	244.3	1:29:50.149								
37	1	2:07.359 B	37.703	52.891	36.765	242.2	1:31:57.508								

99	Aston Martin Racing	Aston Martin Vantage V8			
	1. Alex MACDOWALL	3. Fernando REES	LMGTE Pro		
	2. Darryl O'YOUNG				

1	2	2:29.111	53.629	1:00.491	34.991	243.2	2:29.111								
2	2	2:06.383	38.597	53.611	34.175		4:35.494								
3	2	2:04.665	37.941	52.855	33.869	245.5	6:40.159								
4	2	2:05.300	38.319	53.037	33.944	245.5	8:45.459								
5	2	2:04.173	37.282	53.031	33.860	246.6	10:49.632								
6	2	2:07.524	37.501	56.104	33.919	246.6	12:57.156								
7	2	2:05.405 B	37.543	53.096	34.766	246.0	15:02.561								
8	2	5:01.425	3:33.008	53.653	34.764	244.3	20:03.986								
9	2	2:06.744	38.593	53.924	34.227	245.5	22:10.730								
10	2	2:03.624	37.833	52.175	33.616	244.9	24:14.354								
11	2	2:03.379	37.460	52.296	33.623	244.3	26:17.733								
12	2	2:03.150 B	37.199	52.712	33.239	244.3	28:20.883								
13	2	3:21.475	1:54.452	53.207	33.816	242.7	31:42.358								
14	2	2:02.314	36.967	51.963	33.384	243.2	33:44.672								
15	2	2:02.084	36.965	51.909	33.210	243.8	35:46.756								
16	2	2:01.934	36.689	51.716	33.529	243.8	37:48.690								
17	2	2:02.075	36.956	51.713	33.406	244.3	39:50.765								
18	2	2:03.480	36.753	52.975	33.752	242.7	41:54.245								
19	2	2:03.145 B	36.979	52.244	33.922	244.9	43:57.390								
20	1	4:37.268	3:07.796	54.554	34.918	240.5	48:34.658								
21	1	2:04.875	37.651	52.875	34.349	242.2	50:39.533								
22	1	2:10.196	38.668	52.988	38.540	241.6	52:49.729								
23	1	2:06.702	39.148	52.785	34.769	220.0	54:56.431								
24	1	2:05.772 B	37.677	53.482	34.613	240.5	57:02.203								
25	1	7:19.614	5:52.153	53.686	33.775	242.2	1:04:21.817								
26	1	2:03.546	37.394	52.544	33.608	243.8	1:06:25.363								
27	1	2:02.294	37.133	51.870	33.291	245.5	1:08:27.657								
28	1	2:07.483 B	37.727	52.845	36.911	196.7	1:10:35.140								
29	1	12:18.527	...	53.325	34.949	233.8	1:22:53.667								
30	1	2:03.102	37.062	51.966	34.074	246.6	1:24:56.769								
31	1	2:02.530	36.863	52.055	33.612	246.0	1:26:59.299								
32	1	2:03.341	37.226	52.460	33.655	247.1	1:29:02.640								
33	1	2:05.436 B	37.491	53.531	34.414	243.8	1:31:08.076								