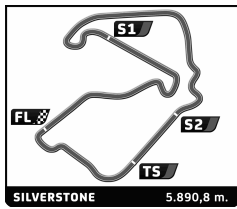


FIA WEC
6 HOURS OF SILVERSTONE
Free Practice 1
Sector Analysis

■ Personal Best ■ Session Best B Crossing the finish line in pit lane

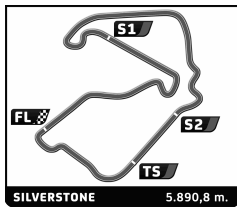
Lap	D	Time	Sector 1	Sector 2	Sector 3	T. Spd	Elapsed	Lap	D	Time	Sector 1	Sector 2	Sector 3	T. Spd	Elapsed				
1	Audi Sport Team Joest Audi R18 e-tron quattro							LMP1 - H	19	3	41:48.442	...	46.728	29.478	271.4	1:29:01.654			
	1. Lucas DI GRASSI 3. Tom KRISTENSEN								20	3	1:47.425	33.473	44.282	29.670	269.3	1:30:49.079			
	2. Loic DUVAL								7	Toyota Racing Toyota TS 040 - Hybrid							LMP1 - H		
	1	3	2:03.749	45.876	47.475	30.398	262.1			2:03.749	1	1	1:50.125	34.905	45.668	29.552		271.4	1:50.125
	2	3	1:46.157	32.814	44.229	29.114	262.1			3:49.906	2	1	1:47.032	32.486	45.007	29.539		268.7	3:37.157
	3	3	1:50.258 B	32.359	46.018	31.881	264.1			5:40.164	3	1	1:45.365	31.904	44.438	29.023		266.0	5:22.522
	4	3	14:40.473	...	46.274	29.344	262.8			20:20.637	4	1	1:45.570	31.735	44.979	28.856		272.0	7:08.092
	5	3	1:45.694	32.276	44.126	29.292	268.7			22:06.331	5	1	1:46.537	31.971	45.567	28.999		270.7	8:54.629
	6	3	1:47.681	32.031	46.377	29.273	264.1			23:54.012	6	1	1:46.237	32.906	44.282	29.049		270.7	10:40.866
	7	3	1:44.828	32.107	43.941	28.780	267.3			25:38.840	7	1	1:49.203 B	32.264	44.282	32.657		269.3	12:30.069
	8	3	1:47.856	32.330	46.015	29.511	264.7			27:26.696	8	1	13:04.382	...	45.079	29.210		273.4	25:34.451
	9	3	1:48.896 B	32.849	44.777	31.270	265.4			29:15.592	9	1	1:47.176	31.920	45.862	29.394		266.7	27:21.627
	10	3	8:10.909	6:53.049	46.161	31.699	250.0			37:26.501	10	1	1:45.066	31.886	44.183	28.997		267.3	29:06.693
	11	3	1:45.473	32.343	44.055	29.075	266.7			39:11.974	11	1	1:45.615	31.939	44.365	29.311		268.0	30:52.308
	12	3	1:47.793	33.492	45.187	29.114	265.4			40:59.767	12	1	1:45.588	32.279	44.355	28.954		268.7	32:37.896
	13	3	1:46.312	32.605	44.728	28.979	265.4			42:46.079	13	1	1:45.371	31.785	44.673	28.913		268.7	34:23.267
	14	3	1:47.221	32.704	45.412	29.105	266.0			44:33.300	14	1	1:46.271	32.682	44.479	29.110		270.0	36:09.538
	15	3	1:47.443	32.474	45.151	29.818	267.3			46:20.743	15	1	1:48.723 B	32.638	45.167	30.918		269.3	37:58.261
	16	3	1:48.502 B	32.734	44.773	30.995	266.7			48:09.245	16	2	7:25.397	6:06.978	47.815	30.604		270.7	45:23.658
	17	2	9:07.474	7:50.495	47.363	29.616	267.3			57:16.719	17	2	1:48.749	32.926	45.755	30.068		270.0	47:12.407
18	2	1:44.727	32.240	43.694	28.793	269.3	59:01.446	18		2	1:47.140	32.605	45.061	29.474	273.4	48:59.547			
19	2	1:44.552	31.984	43.106	29.462	268.0	1:00:45.998	19	2	1:46.749	32.132	45.106	29.511	274.8	50:46.296				
20	2	1:45.190	32.732	43.100	29.358	266.0	1:02:31.188	20	2	1:46.450	32.573	44.676	29.201	276.2	52:32.746				
21	2	1:47.383	33.071	45.074	29.238	266.7	1:04:18.571	21	2	1:45.416	32.003	44.017	29.396	273.4	54:18.162				
22	2	1:44.714	32.205	43.265	29.244	270.0	1:06:03.285	22	2	1:46.358	32.068	44.307	29.983	275.5	56:04.520				
23	2	1:45.817	31.955	44.500	29.362	265.4	1:07:49.102	23	2	1:49.273 B	32.376	45.406	31.491	274.1	57:53.793				
24	2	1:47.954	32.298	44.289	31.367	268.7	1:09:37.056	24	2	10:28.939	9:13.584	45.429	29.926	271.4	1:08:22.732				
25	2	1:44.470	31.959	43.615	28.896	268.7	1:11:21.526	25	2	1:46.249	32.201	44.452	29.596	271.4	1:10:08.981				
26	2	1:52.326 B	33.055	46.009	33.262	269.3	1:13:13.852	26	2	1:47.678	32.677	45.065	29.936	272.7	1:11:56.659				
27	1	6:15.407	4:58.307	47.064	30.036	265.4	1:19:29.259	27	2	1:47.331	32.028	45.746	29.557	270.7	1:13:43.990				
28	1	1:49.249	32.855	46.298	30.096	265.4	1:21:18.508	28	2	1:47.205	31.815	45.816	29.574	272.0	1:15:31.195				
29	1	1:47.930	33.447	45.103	29.380	270.0	1:23:06.438	29	2	1:45.621	32.073	44.145	29.403	274.1	1:17:16.816				
30	1	1:46.104	32.549	44.623	28.932	270.0	1:24:52.542	30	2	1:48.915 B	32.600	45.280	31.035	272.7	1:19:05.731				
31	1	1:45.603	32.066	44.901	28.636	269.3	1:26:38.145	31	3	8:32.543	7:14.648	47.572	30.323	271.4	1:27:38.274				
32	1	1:45.450	32.124	44.758	28.568	272.0	1:28:23.595	32	3	1:49.411	33.242	46.378	29.791	268.7	1:29:27.685				
33	1	1:46.083	32.002	44.803	29.278	270.7	1:30:09.678	33	3	1:47.546	32.358	45.442	29.746	268.0	1:31:15.231				
2	Audi Sport Team Joest Audi R18 e-tron quattro							LMP1 - H	8	Toyota Racing Toyota TS 040 - Hybrid									
	1. Marcel FÄSSLER 3. Benoit TRÉLUIER									1. Anthony DAVIDSON 3. Sébastien BUEMI									
	2. André LOTTERER									2. Nicolas LAPIERRE									
	1	1	2:54.391	1:30.648	52.150	31.593	266.0			2:54.391	1	3	2:00.521	43.439	47.179	29.903	271.4	2:00.521	
	2	1	1:50.011	33.339	46.293	30.379	264.7			4:44.402	2	3	1:46.329	32.679	44.610	29.040	272.0	3:46.850	
	3	1	1:48.872	34.376	44.597	29.899	266.0			6:33.274	3	3	1:45.386	32.067	44.408	28.911	272.0	5:32.236	
	4	1	1:47.533	33.085	44.043	30.405	268.7			8:20.807	4	3	1:47.015	32.648	44.956	29.411	268.7	7:19.251	
	5	1	1:49.529 B	33.082	45.751	30.696	268.7			10:10.336	5	3	1:46.353	32.420	44.887	29.046	270.7	9:05.604	
	6	1	11:39.993	...	44.671	29.377	260.2			21:50.329	6	3	1:47.587	32.750	45.694	29.143	271.4	10:53.191	
	7	1	1:46.253	32.053	44.878	29.322	268.0			23:36.582	7	3	1:48.505 B	31.846	45.080	31.579	271.4	12:41.696	
	8	1	1:46.127	32.082	44.861	29.184	264.7			25:22.709	8	3	8:14.505	6:59.720	45.639	29.146	274.1	20:56.201	
	9	1	1:44.717	32.024	43.441	29.252	268.7			27:07.426	9	3	1:46.465	32.198	44.988	29.279	272.0	22:42.666	
	10	1	1:46.376 B	32.119	44.005	30.252	266.7			28:53.802	10	3	1:46.223	31.667	45.318	29.238	272.7	24:28.889	
	11	1	5:59.231	4:45.209	44.688	29.334	269.3			34:53.033	11	3	1:46.114	31.991	44.802	29.321	273.4	26:15.003	
	12	1	1:46.154	32.520	44.610	29.024	267.3			36:39.187	12	3	1:51.018 B	32.164	47.117	31.737	271.4	28:06.021	
	13	1	1:46.356	32.646	44.203	29.507	267.3			38:25.543	13	3	9:23.017	8:05.496	45.495	32.026	276.2	37:29.038	
	14	1	1:45.641	32.751	43.812	29.078	268.7			40:11.184	14	3	1:46.085	32.100	44.787	29.198	272.7	39:15.123	
	15	1	1:45.292	32.656	43.764	28.872	267.3			41:56.476	15	3	1:47.176	32.237	45.676	29.263	274.8	41:02.299	
	16	1	1:45.357	32.695	43.562	29.100	267.3			43:41.833	16	3	1:46.472	32.484	44.893	29.095	276.2	42:48.771	
17	1	1:44.845	32.596	43.368	28.881	268.7	45:26.678												
18	1	1:46.534 B	32.632	44.053	29.849	268.7	47:13.212												



FIA WEC
6 HOURS OF SILVERSTONE
Free Practice 1
Sector Analysis

■ Personal Best ■ Session Best ■ Crossing the finish line in pit lane

Lap	D	Time	Sector 1	Sector 2	Sector 3	T. Spd	Elapsed	Lap	D	Time	Sector 1	Sector 2	Sector 3	T. Spd	Elapsed
8	2	1:52.002 B	32.530	47.144	32.328	277.6	26:04.616	26 G-Drive Racing 1. Roman RUSINOV 2. Olivier PLA 3. Julien CANAL Morgan - Nissan LMP2							
9	2	9:33.492	8:17.768	46.288	29.436	300.8	35:38.108								
10	2	1:45.681	32.299	44.670	28.712	295.9	37:23.789								
11	2	1:46.522	33.013	44.772	28.737	297.5	39:10.311								
12	2	1:47.247	33.343	45.153	28.751	295.9	40:57.558								
13	2	1:47.686	33.159	45.812	28.715	296.7	42:45.244								
14	2	1:44.860	32.104	44.185	28.571	298.3	44:30.104								
15	2	1:50.325 B	33.414	45.480	31.431	297.5	46:20.429								
16	3	9:40.028	8:23.309	46.767	29.952	298.3	56:00.457								
17	3	1:47.368	32.267	45.464	29.637	292.7	57:47.825								
18	3	1:47.429	33.249	44.778	29.402	293.5	59:35.254								
19	3	1:46.791	32.828	45.067	28.896	293.5	1:01:22.045								
20	3	1:47.604 B	31.934	44.487	31.183	293.5	1:03:09.649								
21	3	2:40.357	1:25.558	45.807	28.992	300.8	1:05:50.006								
22	3	1:46.508	31.992	45.149	29.367	292.7	1:07:36.514								
23	3	1:45.489	32.157	44.365	28.967	291.1	1:09:22.003								
24	3	1:45.598	31.930	44.416	29.252	294.3	1:11:07.601								
25	3	1:45.970	31.912	45.041	29.017	294.3	1:12:53.571								
26	3	1:47.460 B	31.769	45.049	30.642	292.7	1:14:41.031								
27	3	2:43.438	1:30.225	44.457	28.756	302.5	1:17:24.469								
28	3	1:44.042	31.283	44.118	28.641	293.5	1:19:08.511								
29	3	1:44.318	31.983	43.798	28.537	294.3	1:20:52.829								
30	3	1:44.493	31.621	43.998	28.874	291.9	1:22:37.322								
31	3	1:45.950	32.306	44.660	28.984	293.5	1:24:23.272								
32	3	1:46.044	31.954	44.643	29.447	295.9	1:26:09.316								
33	3	1:50.203 B	33.693	45.208	31.302	295.1	1:27:59.519								
20	Porsche Team		3. Brendon HARTLEY		Porsche 919 Hybrid		LMP1 - H								
1	1	6:17.373	4:49.953	53.536	33.884	282.7	6:17.373								
2	1	1:50.814	34.579	46.591	29.644	293.5	8:08.187								
3	1	1:47.307	32.720	45.634	28.953	289.5	9:55.494								
4	1	1:46.397	32.451	44.849	29.097	296.7	11:41.891								
5	1	1:45.976	32.189	44.774	29.013	294.3	13:27.867								
6	1	1:58.747 B	37.263	49.031	32.453	301.7	15:26.614								
7	1	15:10.157	...	47.181	29.720	298.3	30:36.771								
8	1	1:45.157	31.955	44.555	28.647	291.9	32:21.928								
9	1	1:47.448	32.076	46.618	28.754	295.1	34:09.376								
10	1	1:46.311	32.703	44.464	29.144	295.9	35:55.687								
11	1	1:45.521	32.027	44.463	29.031	279.8	37:41.208								
12	1	1:58.133 B	37.217	49.219	31.697	285.0	39:39.341								
13	1	15:23.235	...	46.351	29.631	300.8	55:02.576								
14	1	1:49.107	32.143	47.504	29.460	290.3	56:51.683								
15	1	1:45.325	31.975	44.578	28.772	292.7	58:37.008								
16	1	1:45.877	31.766	44.261	29.850	294.3	1:00:22.885								
17	1	1:46.251	32.555	44.850	28.846	293.5	1:02:09.136								
18	1	1:47.713 B	31.565	45.313	30.835	289.5	1:03:56.849								
19	3	9:18.796	7:58.038	49.480	31.278	305.1	1:13:15.645								
20	3	1:51.408	33.727	46.742	30.939	292.7	1:15:07.053								
21	3	1:49.539	33.824	45.561	30.154	291.1	1:16:56.592								
22	3	1:46.764	32.536	45.062	29.166	291.1	1:18:43.356								
23	3	1:49.010 B	32.213	45.160	31.637	291.9	1:20:32.366								
24	3	2:49.435	1:31.716	47.266	30.453	301.7	1:23:21.801								
25	3	1:45.876	32.104	45.083	28.689	294.3	1:25:07.677								
26	3	1:45.914	31.721	44.662	29.531	292.7	1:26:53.591								
27	3	1:48.266	33.804	45.324	29.138	292.7	1:28:41.857								
28	3	1:47.942	31.996	46.620	29.326	288.8	1:30:29.799								
27	SMP Racing		3. Maurizio MEDIANI		Oreca 03 - Nissan		LMP2								
1	2	3:13.345 B	1:43.832	54.450	35.063	248.8	3:13.345								
2	2	4:17.714	2:55.246	50.246	32.222	254.1	7:31.059								
3	2	1:56.325	35.184	48.815	32.326	252.9	9:27.384								
4	2	1:55.027	34.909	47.983	32.135	257.1	11:22.411								
5	2	1:53.462	34.681	47.255	31.526	254.7	13:15.873								
6	2	1:52.250	34.457	46.911	30.882	256.5	15:08.123								
7	2	1:54.785	35.156	47.834	31.795	257.1	17:02.908								
8	2	1:52.263	34.099	47.164	31.000	255.9	18:55.171								
9	2	1:55.320 B	34.034	48.823	32.463	255.3	20:50.491								
10	2	9:26.553	8:04.031	48.283	34.239	254.7	30:17.044								
11	2	1:52.647	34.303	47.185	31.159	257.8	32:09.691								
12	2	1:54.075	34.068	47.969	32.038	257.8	34:03.766								
13	2	1:51.787	34.096	46.920	30.771	256.5	35:55.553								
14	2	1:51.743	34.229	46.776	30.738	256.5	37:47.296								
15	2	1:53.324 B	34.131	47.220	31.973	255.9	39:40.620								
16	1	6:12.296	4:48.684	51.326	32.286	250.6	45:52.916								



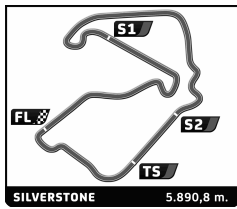
FIA WEC
6 HOURS OF SILVERSTONE
Free Practice 1
Sector Analysis

Personal Best Session Best B Crossing the finish line in pit lane

Lap	D	Time	Sector 1	Sector 2	Sector 3	T. Spd	Elapsed	Lap	D	Time	Sector 1	Sector 2	Sector 3	T. Spd	Elapsed
14	2	2:00.847	36.425	51.483	32.939	246.6	33:04.204	29	2	2:01.192	36.379	51.893	32.920	245.5	1:16:35.995
15	2	2:01.386	36.638	51.687	33.061	244.9	35:05.590	30	2	2:00.803	36.587	51.348	32.868	245.5	1:18:36.798
16	2	2:01.618	36.573	51.757	33.288	246.0	37:07.208	31	2	2:01.282	36.681	51.836	32.765	245.5	1:20:38.080
17	2	2:07.323	37.469	52.155	37.699	243.8	39:14.531	32	1	3:32.196	2:06.262	52.468	33.466	246.6	1:24:10.276
18	1	4:24.586	2:58.062	52.841	33.683	244.9	43:39.117	33	1	2:03.104	37.052	52.480	33.572	245.5	1:26:13.380
19	1	2:02.487	37.268	51.880	33.339	245.5	45:41.604	34	1	2:03.010	37.172	52.470	33.368	246.0	1:28:16.390
20	1	2:01.660	36.905	51.633	33.122	245.5	47:43.264	35	1	2:02.754	37.103	52.148	33.503	246.0	1:30:19.144
21	1	2:01.393	36.660	51.523	33.210	246.0	49:44.657								
22	1	2:05.058	36.659	54.413	33.986	245.5	51:49.715								
23	1	2:03.090	37.655	52.112	33.323	246.0	53:52.805								
24	1	2:01.126	36.705	51.447	32.974	247.1	55:53.931								
25	1	2:02.270	36.593	51.962	33.715	247.1	57:56.201								
26	1	2:01.216	36.821	51.449	32.946	247.1	59:57.417								
27	1	2:01.056	36.493	51.388	33.175	247.1	1:01:58.473								
28	1	2:05.663	37.221	52.758	35.684	247.1	1:04:04.136								
29	1	3:40.802	2:14.744	52.113	33.945	247.1	1:07:44.938								
30	1	2:01.059	36.654	51.545	32.860	247.7	1:09:45.997								
31	1	2:00.910	36.490	51.350	33.070	247.1	1:11:46.907								
32	1	2:00.921	36.522	51.323	33.076	247.7	1:13:47.828								
33	1	2:02.253	36.618	51.657	33.978	245.5	1:15:50.081								
34	1	3:58.844	2:32.749	52.870	33.225	246.6	1:19:48.925								
35	1	2:01.551	36.843	51.656	33.052	246.6	1:21:50.476								
36	1	2:01.282	36.704	51.491	33.087	246.0	1:23:51.758								
37	1	2:03.175	36.716	52.211	34.248	244.3	1:25:54.933								
38	1	2:50.970	1:25.112	52.636	33.222	246.6	1:28:45.903								
39	1	2:01.754	36.748	51.729	33.277	245.5	1:30:47.657								

Lap	D	Time	Sector 1	Sector 2	Sector 3	T. Spd	Elapsed
1	1	2:28.667	54.225	57.596	36.846	242.7	2:28.667
2	1	3:34.834	2:06.490	54.183	34.161	245.5	6:03.501
3	1	2:04.394	37.660	53.133	33.601	245.5	8:07.895
4	1	2:03.315	37.334	52.437	33.544	247.7	10:11.210
5	1	2:18.471	36.896	1:07.932	33.643	247.1	12:29.681
6	1	2:02.993	37.092	52.287	33.614	248.8	14:32.674
7	1	2:03.622	37.201	52.186	34.235	247.1	16:36.296
8	1	7:54.243	6:27.151	52.920	34.172	244.9	24:30.539
9	1	2:03.216	37.121	52.433	33.662	245.5	26:33.755
10	1	2:03.605	37.178	52.478	33.949	243.8	28:37.360
11	1	2:03.706	37.243	52.386	34.077	244.3	30:41.066
12	1	2:06.470	37.408	53.816	35.246	244.9	32:47.536
13	1	3:58.158	2:30.032	54.116	34.010	244.9	36:45.694
14	1	2:06.074	37.487	53.481	35.106	243.2	38:51.768
15	2	6:34.038	5:02.816	55.567	35.655	243.2	45:25.806
16	2	2:09.182	38.986	55.240	34.956	242.7	47:34.988
17	2	2:07.606	38.164	54.555	34.887	242.2	49:42.594
18	2	2:08.075	38.342	54.628	35.105	242.7	51:50.669
19	2	2:06.257	38.098	53.874	34.285	242.7	53:56.926
20	2	2:07.634	38.151	54.512	34.971	243.2	56:04.560
21	2	2:08.193	39.163	54.533	34.497	242.2	58:12.753
22	2	2:08.060	38.326	55.213	34.521	243.8	1:00:20.813
23	2	2:08.570	39.035	54.870	34.665	243.8	1:02:29.383
24	2	2:07.900	38.797	54.330	34.773	242.7	1:04:37.283
25	2	2:06.911	37.917	54.341	34.653	244.3	1:06:44.194
26	2	2:06.345	38.002	53.727	34.616	244.3	1:08:50.539
27	2	2:07.945	38.043	54.811	35.091	245.5	1:10:58.484
28	2	2:11.852	39.140	55.288	37.424	244.9	1:13:10.336
29	1	4:39.886	3:11.577	53.890	34.419	243.2	1:17:50.222
30	1	2:05.571	37.928	53.578	34.065	243.8	1:19:55.793
31	1	2:04.894	37.587	53.227	34.080	244.3	1:22:00.687
32	1	2:03.877	37.240	52.889	33.748	244.9	1:24:04.564
33	1	2:03.821	37.641	52.603	33.577	244.9	1:26:08.385
34	1	2:04.738	37.575	52.920	34.243	218.6	1:28:13.123
35	1	2:03.719	37.252	52.730	33.737	247.1	1:30:16.842

Lap	D	Time	Sector 1	Sector 2	Sector 3	T. Spd	Elapsed
1	2	3:19.508	1:37.366	1:00.746	41.396	217.3	3:19.508
2	2	3:55.809	2:24.995	56.185	34.629	236.3	7:15.317
3	2	2:04.021	37.896	52.634	33.491	247.7	9:19.338
4	2	2:02.931	37.427	51.969	33.535	246.6	11:22.269
5	2	2:02.466	37.165	51.874	33.427	247.1	13:24.735
6	2	2:08.480	37.369	52.485	38.626	246.0	15:33.215
7	2	8:07.227	6:41.298	52.262	33.667	245.5	23:40.442
8	2	2:02.432	36.974	52.022	33.436	246.0	25:42.874
9	2	2:02.033	36.707	51.716	33.610	245.5	27:44.907



FIA WEC
6 HOURS OF SILVERSTONE
Free Practice 1
Sector Analysis

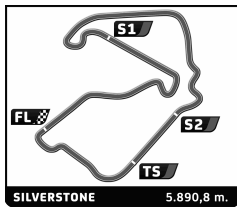
■ Personal Best ■ Session Best ■ Crossing the finish line in pit lane

Lap	D	Time	Sector 1	Sector 2	Sector 3	T. Spd	Elapsed	Lap	D	Time	Sector 1	Sector 2	Sector 3	T. Spd	Elapsed
10	2	2:02.520	37.107	52.043	33.370	246.0	29:47.427	28	2	2:02.167	37.120	51.879	33.168	248.8	1:10:08.883
11	2	2:05.287 B	37.001	52.692	35.594	244.9	31:52.714	29	2	2:01.799	36.815	51.674	33.310	250.0	1:12:10.682
12	2	4:40.763	3:10.077	55.397	35.289	244.9	36:33.477	30	2	2:03.432	37.186	52.911	33.335	247.7	1:14:14.114
13	2	2:07.251	39.003	53.731	34.517	245.5	38:40.728	31	2	2:01.637	36.681	51.712	33.244	246.6	1:16:15.751
14	2	2:13.656	43.672	54.713	35.271	244.9	40:54.384	32	2	2:05.799 B	36.793	53.799	35.207	244.9	1:18:21.550
15	2	2:06.583	38.367	53.794	34.422	244.9	43:00.967	33	1	3:43.778	2:17.871	52.550	33.357	247.1	1:22:05.328
16	2	2:06.116	38.470	53.537	34.109	244.9	45:07.083	34	1	2:02.358	36.843	52.248	33.267	248.3	1:24:07.686
17	2	2:07.064	37.883	53.291	35.890	243.2	47:14.147	35	1	2:01.533	36.828	51.638	33.067	248.3	1:26:09.219
18	2	2:05.832	38.170	53.353	34.309	245.5	49:19.979	36	1	2:03.111	37.112	52.743	33.256	249.4	1:28:12.330
19	2	2:04.856	37.591	53.137	34.128	245.5	51:24.835	37	1	2:05.734 B	36.766	52.626	36.342	246.6	1:30:18.064
20	2	2:07.282	38.675	53.899	34.708	244.9	53:32.117								
21	2	2:05.870	37.651	53.447	34.772	244.9	55:37.987								
22	2	2:06.365	37.929	53.872	34.564	245.5	57:44.352								
23	2	2:05.453	37.685	53.537	34.231	245.5	59:49.805								
24	2	2:05.839	37.522	53.831	34.486	244.9	1:01:55.644								
25	2	2:06.649 B	37.930	53.427	35.292	244.9	1:04:02.293								
26	3	3:45.985	2:17.596	54.386	34.003	247.1	1:07:48.278								
27	3	2:06.200	38.204	53.794	34.202	246.6	1:09:54.478								
28	3	2:04.334	37.359	53.166	33.809	247.1	1:11:58.812								
29	3	2:05.403	37.943	53.492	33.968	247.7	1:14:04.215								
30	3	2:04.662	37.746	53.224	33.692	244.9	1:16:08.877								
31	3	2:03.736	37.410	52.666	33.660	246.0	1:18:12.613								
32	3	2:03.782	37.113	52.559	34.110	244.3	1:20:16.395								
33	3	2:03.353	37.047	52.483	33.823	247.7	1:22:19.748								
34	3	2:03.421	37.308	52.511	33.602	247.1	1:24:23.169								
35	3	2:04.260	37.232	53.158	33.870	247.1	1:26:27.429								
36	3	2:11.052 B	37.761	53.687	39.604	247.7	1:28:38.481								

71		AF Corse		Ferrari F458 Italia			
		1.Davide RIGON		LMGTE Pro			
		2.James CALADO					
1	1	3:04.696 B	1:20.887	59.497	44.312	242.7	3:04.696
2	1	4:32.691	3:02.656	55.315	34.720	244.3	7:37.387
3	1	2:04.194	37.536	53.057	33.601	245.5	9:41.581
4	1	2:02.521	36.956	52.331	33.234	247.1	11:44.102
5	1	2:02.900	36.963	52.427	33.510	246.6	13:47.002
6	1	2:02.144	36.891	51.930	33.323	246.0	15:49.146
7	1	2:01.781	36.797	51.987	32.997	246.6	17:50.927
8	1	2:05.134 B	36.762	52.118	36.254	245.5	19:56.061
9	1	5:31.969	4:04.227	52.459	35.283	213.9	25:28.030
10	1	2:02.190	36.711	52.426	33.053	246.6	27:30.220
11	1	2:01.279	36.671	51.582	33.026	246.6	29:31.499
12	1	2:01.442	36.746	51.550	33.146	246.6	31:32.941
13	1	2:03.359 B	36.836	51.664	34.859	246.6	33:36.300
14	2	5:05.292	3:37.782	53.643	33.867	247.1	38:41.592
15	2	2:08.178	41.656	52.923	33.599	245.5	40:49.770
16	2	2:03.170	37.315	52.423	33.432	246.0	42:52.940
17	2	2:02.614	36.963	52.269	33.382	244.9	44:55.554
18	2	2:02.352	37.154	52.004	33.194	246.0	46:57.906
19	2	2:08.351	42.141	52.875	33.335	246.6	49:06.257
20	2	2:02.247	36.811	52.042	33.394	246.6	51:08.504
21	2	2:01.900	36.826	51.839	33.235	247.7	53:10.404
22	2	2:04.848 B	36.828	52.143	35.877	246.0	55:15.252
23	2	4:44.474	3:18.873	52.233	33.368	247.1	59:59.726
24	2	2:02.012	36.780	51.886	33.346	247.1	1:02:01.738
25	2	2:01.665	36.759	51.768	33.138	246.6	1:04:03.403
26	2	2:01.611	36.664	51.607	33.340	247.1	1:06:05.014
27	2	2:01.702	36.638	51.697	33.367	247.1	1:08:06.716

75		Prospeed Competition		Porsche 911 GT3 RSR			
		1.François PERRODO		LMGTE Am			
		2.Emmanuel COLLARD		3.Matthieu VAXIVIÈRE			
1	2	3:26.509 B	1:47.286	56.779	42.444	240.5	3:26.509
2	2	6:06.415	4:38.165	54.291	33.959	242.7	9:32.924
3	2	2:04.588	37.719	52.873	33.996	244.3	11:37.512
4	2	2:03.904	37.567	52.821	33.516	242.7	13:41.416
5	2	2:03.436	37.584	52.268	33.584	243.2	15:44.852
6	2	2:12.725 B	37.664	52.628	42.433	243.2	17:57.577
7	2	3:56.980	2:30.274	53.000	33.706	243.2	21:54.557
8	2	2:04.099	37.659	52.675	33.765	243.2	23:58.656
9	2	2:03.301	37.319	52.383	33.599	244.3	26:01.957
10	2	2:03.467	37.367	52.525	33.575	242.7	28:05.424
11	2	2:08.124 B	38.071	53.198	36.855	243.2	30:13.548
12	1	5:54.196	4:24.005	55.517	34.674	241.6	36:07.744
13	1	2:08.621	38.720	55.087	34.814	242.2	38:16.365
14	1	2:09.064	38.614	55.196	35.254	241.1	40:25.429
15	1	2:09.729	38.583	54.854	36.292	243.2	42:35.158
16	1	2:07.326	38.464	54.400	34.462	239.5	44:42.484
17	1	2:07.737	38.098	55.125	34.514	242.7	46:50.221
18	1	2:08.670 B	38.118	54.496	36.056	242.7	48:58.891
19	1	8:06.001	6:32.676	57.305	36.020	242.2	57:04.892
20	1	2:17.461 B	41.335	55.966	40.160	242.2	59:22.353
21	3	5:19.945	3:39.856	1:03.370	36.719	239.5	1:04:42.298
22	3	2:06.088	38.391	53.419	34.278	242.7	1:06:48.386
23	3	2:04.061	37.551	52.583	33.927	242.7	1:08:52.447
24	3	2:05.504	37.281	53.829	34.394	243.2	1:10:57.951
25	3	2:03.789	37.367	52.666	33.756	241.6	1:13:01.740
26	3	2:12.448 B	38.080	53.686	40.682	241.6	1:15:14.188
27	3	6:05.828	4:32.650	56.964	36.214	241.6	1:21:20.016
28	3	2:06.472	38.269	53.825	34.378	243.2	1:23:26.488
29	3	2:03.648	37.646	52.521	33.481	243.2	1:25:30.136
30	3	2:02.863	37.219	51.961	33.683	243.8	1:27:32.999
31	3	2:03.444	37.344	52.499	33.601	243.2	1:29:36.443
32	3	2:02.444	37.076	51.967	33.401	243.2	1:31:38.887

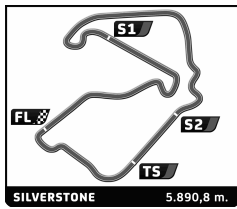
81		AF Corse		Ferrari F458 Italia			
		1.Stephen WYATT		LMGTE Am			
		2.Michele RUGOLO		3.Sam BIRD			
1	3	3:06.945 B	1:22.073	59.342	45.530	236.3	3:06.945
2	3	4:14.456	2:42.989	55.089	36.378	235.3	7:21.401
3	3	2:05.804	37.483	53.785	34.536	245.5	9:27.205
4	3	2:05.255	38.653	52.869	33.733	247.7	11:32.460
5	3	2:02.188	36.755	51.992	33.441	245.5	13:34.648
6	3	2:01.210	36.599	51.421	33.190	247.1	15:35.858
7	3	2:01.282	36.507	51.511	33.264	247.1	17:37.140
8	3	2:07.097 B	36.762	52.163	38.172	195.3	19:44.237
9	1	4:19.996	2:48.957	55.747	35.292	244.3	24:04.233



FIA WEC
6 HOURS OF SILVERSTONE
Free Practice 1
Sector Analysis

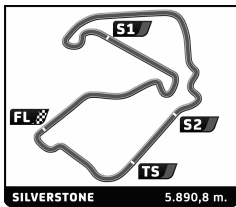
■ Personal Best ■ Session Best B Crossing the finish line in pit lane

Lap	D	Time	Sector 1	Sector 2	Sector 3	T. Spd	Elapsed	Lap	D	Time	Sector 1	Sector 2	Sector 3	T. Spd	Elapsed						
10	1	2:10.768	39.927	55.492	35.349	241.6	26:15.001	28	1	2:06.260	37.748	53.899	34.613	245.5	1:15:04.402						
11	1	2:58.988	38.420	1:40.846	39.722	214.3	29:13.989	29	1	2:07.968	38.442	55.383	34.143	245.5	1:17:12.370						
12	1	2:14.613B	40.076	55.480	39.057	242.7	31:28.602	30	1	2:05.105	37.721	53.358	34.026	244.3	1:19:17.475						
13	1	6:50.255	5:21.296	54.450	34.509	242.2	38:18.857	31	1	2:05.501	37.764	53.609	34.128	246.6	1:21:22.976						
14	1	2:09.757	40.559	54.260	34.938	242.2	40:28.614	32	1	2:08.643B	37.845	54.301	36.497	246.0	1:23:31.619						
15	1	2:07.867	38.613	54.498	34.756	242.7	42:36.481	33	2	4:18.078	2:49.348	54.833	33.897	246.6	1:27:49.697						
16	1	2:08.736	38.349	55.824	34.563	244.3	44:45.217	34	2	2:02.994	37.302	52.209	33.483	246.6	1:29:52.691						
17	1	2:06.798	38.277	54.101	34.420	243.2	46:52.015	35	2	2:03.812B	37.136	52.477	34.199	246.6	1:31:56.503						
18	1	2:13.548B	38.439	56.137	38.972	243.8	49:05.563	90 8 Star Motorsports Ferrari F458 Italia 1.Vicente POTOLICCHIO 3.Paolo RUBERTI LMGTE Am 2.Gianluca RODA													
19	2	4:19.323	2:51.731	53.321	34.271	246.0	53:24.886	1	3	2:40.940	1:08.468	57.529	34.943	244.3	2:40.940						
20	2	2:02.606	37.014	52.235	33.357	245.5	55:27.492	2	3	2:04.804	38.575	52.587	33.642	244.9	4:45.744						
21	2	2:02.202	36.903	52.102	33.197	246.6	57:29.694	3	3	2:03.379	37.274	52.419	33.686	246.6	6:49.123						
22	2	2:02.629	37.431	51.955	33.243	246.0	59:32.323	4	3	2:03.125	37.431	52.498	33.196	248.3	8:52.248						
23	2	2:02.370	36.785	52.301	33.284	246.6	1:01:34.693	5	3	2:07.495B	38.234	52.874	36.387	247.1	10:59.743						
24	2	2:02.318	36.686	52.143	33.489	247.1	1:03:37.011	6	3	3:28.914	2:03.506	52.082	33.326	247.7	14:28.657						
25	2	2:01.830	36.735	52.086	33.009	247.1	1:05:38.841	7	3	2:02.603	37.306	52.011	33.286	246.6	16:31.260						
26	2	2:01.386	36.443	51.818	33.125	247.1	1:07:40.227	8	3	2:02.230	36.966	52.077	33.187	247.7	18:33.490						
27	2	2:03.651B	36.667	52.279	34.705	247.7	1:09:43.878	9	3	2:02.257	37.004	51.813	33.440	246.6	20:35.747						
28	1	4:21.796	2:51.508	54.545	35.743	241.1	1:14:05.674	10	3	2:08.706B	37.279	53.121	38.306	246.6	22:44.453						
29	1	2:07.448	38.292	54.089	35.067	240.5	1:16:13.122	11	2	7:20.389	5:49.048	56.050	35.291	236.8	30:04.842						
30	1	2:07.970	38.194	54.913	34.863	244.3	1:18:21.092	12	2	2:07.264	38.617	54.628	34.019	244.3	32:12.106						
31	1	2:06.877	38.280	54.118	34.479	244.9	1:20:27.969	13	2	2:06.313	38.111	53.471	34.731	246.6	34:18.419						
32	1	2:06.915	38.217	54.039	34.659	244.3	1:22:34.884	14	2	2:06.286	39.208	53.236	33.842	247.1	36:24.705						
33	1	2:07.153	38.419	54.044	34.690	244.3	1:24:42.037	15	2	2:04.952	37.575	53.686	33.691	246.6	38:29.657						
34	1	2:08.824	38.299	55.020	35.505	243.2	1:26:50.861	16	2	2:04.617	37.907	53.141	33.569	246.6	40:34.274						
35	1	2:08.083	38.936	54.705	34.442	243.8	1:28:58.944	17	2	2:08.542B	37.529	54.403	36.610	244.3	42:42.816						
36	1	2:06.860	38.115	54.001	34.744	244.3	1:31:05.804	18	2	5:56.685	4:19.594	1:00.477	36.614	189.8	48:39.501						
88 Proton Competition Porsche 911 RSR LMGTE Am 1.Christian RIED 3.Khaled AL QUBAISII 2.Klaus BACHLER								19							2	2:06.702	38.091	54.000	34.611	246.6	50:46.203
1	2	3:16.760B	1:33.899	1:03.601	39.260	201.5	3:16.760	20	2	2:04.546	37.508	53.266	33.772	246.6	52:50.749						
2	2	4:36.502B	3:02.897	57.082	36.523	244.3	7:53.262	21	2	2:04.330	37.310	52.998	34.022	244.3	54:55.079						
3	2	2:28.243	58.998	54.894	34.351	246.0	10:21.505	22	2	2:10.196	37.297	57.607	35.292	234.8	57:05.275						
4	2	2:06.310	39.156	53.465	33.689	247.1	12:27.815	23	2	2:11.194B	40.424	54.657	36.113	247.1	59:16.469						
5	2	2:03.685	37.599	52.540	33.546	246.6	14:31.500	24	1	4:23.268	2:51.204	55.254	36.810	213.4	1:03:39.737						
6	2	2:02.263	37.049	52.107	33.107	248.3	16:33.763	25	1	2:07.821	38.583	54.524	34.714	245.5	1:05:47.558						
7	2	2:03.033B	36.769	52.203	34.061	247.1	18:36.796	26	1	2:06.173	38.133	53.954	34.086	246.6	1:07:53.731						
8	2	4:49.571	3:21.680	52.846	35.045	204.2	23:26.367	27	1	2:05.111	37.714	53.424	33.973	247.1	1:09:58.842						
9	2	2:02.642	36.846	52.349	33.447	248.3	25:29.009	28	1	2:04.828	37.580	53.456	33.792	247.7	1:12:03.670						
10	2	2:03.300	37.221	52.551	33.528	246.6	27:32.309	29	1	2:04.500	37.620	53.068	33.812	246.0	1:14:08.170						
11	2	2:02.023	36.971	51.734	33.318	247.7	29:34.332	30	1	2:05.218	37.496	53.335	34.387	247.7	1:16:13.388						
12	2	2:02.426B	36.821	51.915	33.690	247.7	31:36.758	31	1	2:07.257B	38.239	53.692	35.326	246.0	1:18:20.645						
13	3	8:01.821	6:24.671	59.844	37.306	234.3	39:38.579	32	1	7:23.697	5:52.583	54.015	37.099	191.2	1:25:44.342						
14	3	2:11.758	39.899	56.555	35.304	242.7	41:50.337	33	1	2:06.491	38.545	53.748	34.198	244.9	1:27:50.833						
15	3	2:10.258	39.639	55.257	35.362	242.2	44:00.595	34	1	2:05.009	37.738	53.234	34.037	245.5	1:29:55.842						
16	3	2:09.505	39.259	55.025	35.221	242.2	46:10.100	35	1	2:04.333	37.413	53.112	33.808	246.6	1:32:00.175						
17	3	2:10.066	38.960	56.095	35.011	241.6	48:20.166	91 Porsche Team Manthey Porsche 911 RSR LMGTE Pro 1.Patrick PILET 3.Nick TANDY 2.Jörg BERGMEISTER													
18	3	2:08.355	38.606	54.954	34.795	242.7	50:28.521	1	1	2:22.770	52.330	56.264	34.176	246.0	2:22.770						
19	3	2:09.294	38.782	55.513	34.999	245.5	52:37.815	2	1	2:00.230	36.564	50.836	32.830	248.3	4:23.000						
20	3	2:10.690	39.321	56.262	35.107	242.7	54:48.505	3	1	1:58.981	35.963	50.457	32.561	248.3	6:21.981						
21	3	2:09.377	39.269	54.816	35.292	244.9	56:57.882	4	1	1:59.915	35.994	50.690	33.231	248.3	8:21.896						
22	3	2:11.509B	39.455	55.289	36.765	244.9	59:09.391	5	1	2:01.286	36.260	51.744	33.282	250.0	10:23.182						
23	1	5:22.374	3:50.739	56.480	35.155	243.8	1:04:31.765	6	1	2:02.076	36.906	52.031	33.139	248.8	12:25.258						
24	1	2:07.236	38.161	54.782	34.293	244.9	1:06:39.001	7	1	2:02.139B	36.860	51.246	34.033	248.8	14:27.397						
25	1	2:07.061	38.296	54.065	34.700	246.0	1:08:46.062	8	1	8:57.854	7:32.540	52.031	33.283	246.6	23:25.251						
26	1	2:05.801	38.100	53.532	34.169	247.1	1:10:51.863														
27	1	2:06.279	38.134	53.751	34.394	245.5	1:12:58.142														



FIA WEC
6 HOURS OF SILVERSTONE
Free Practice 1
Sector Analysis

							Personal Best		Session Best		B Crossing the finish line in pit lane											
Lap	D	Time	Sector 1	Sector 2	Sector 3	T. Spd	Elapsed	Lap	D	Time	Sector 1	Sector 2	Sector 3	T. Spd	Elapsed							
9	1	2:01.545	36.465	51.823	33.257	247.7	25:26.796	29	3	2:02.655	36.935	52.089	33.631	245.5	1:17:10.715							
10	1	2:01.330	36.640	51.260	33.430	246.0	27:28.126	30	3	2:01.746	36.728	51.676	33.342	246.0	1:19:12.461							
11	1	2:00.846	36.496	51.350	33.000	246.6	29:28.972	31	3	2:01.678	36.750	51.461	33.467	245.5	1:21:14.139							
12	1	2:00.961 B	36.405	50.902	33.654	246.6	31:29.933	32	3	2:01.932	36.693	51.872	33.367	247.1	1:23:16.071							
13	1	6:50.772	5:23.074	53.519	34.179	247.1	38:20.705	33	3	2:01.917	36.941	51.796	33.180	246.6	1:25:17.988							
14	1	2:04.120	37.985	52.231	33.904	247.7	40:24.825	34	3	2:02.225	36.605	52.389	33.231	247.1	1:27:20.213							
15	1	2:02.646	37.112	52.022	33.512	245.5	42:27.471	35	3	2:01.831	36.731	51.953	33.147	246.6	1:29:22.044							
16	1	2:01.637	36.781	51.672	33.184	248.3	44:29.108	36	3	2:01.822	36.863	51.660	33.299	246.6	1:31:23.866							
17	1	2:02.602	37.008	52.056	33.538	247.7	46:31.710	95 Aston Martin Racing Aston Martin Vantage V8														
18	1	2:04.281 B	36.896	52.736	34.649	246.0	48:35.991	1. Kristian POULSEN 3. Nicki THILM														
19	2	7:43.641	6:17.652	52.476	33.513	246.6	56:19.632	2. David HEINEMEIR HANSSON LMGTE Am														
20	2	2:02.770	36.825	51.659	34.286	246.6	58:22.402	1	1	2:40.195	1:02.840	59.110	38.245	225.5	2:40.195							
21	2	2:01.647	36.824	51.500	33.323	247.1	1:00:24.049	2	1	2:10.996	40.192	55.549	35.255	238.4	4:51.191							
22	2	2:02.027	36.679	52.035	33.313	246.6	1:02:26.076	3	1	2:07.085	38.447	54.190	34.448	241.1	6:58.276							
23	2	2:01.884	36.699	51.709	33.476	246.0	1:04:27.960	4	1	2:05.241	37.647	53.597	33.997	241.6	9:03.517							
24	2	2:02.214	36.855	51.598	33.761	246.6	1:06:30.174	5	1	2:04.408	37.607	53.070	33.731	243.8	11:07.925							
25	2	2:03.929 B	37.331	51.824	34.774	248.3	1:08:34.103	6	1	2:06.070 B	37.268	52.850	35.952	242.2	13:13.995							
26	3	5:33.566	4:03.175	53.717	36.674	209.7	1:14:07.669	7	2	4:43.708	3:12.136	55.850	35.722	242.7	17:57.703							
27	3	2:04.320	37.008	53.531	33.781	246.6	1:16:11.989	8	2	2:06.605	38.510	53.675	34.420	242.7	20:04.308							
28	3	2:01.927	36.807	51.836	33.284	247.7	1:18:13.916	9	2	2:05.965	38.416	53.105	34.444	243.8	22:10.273							
29	3	2:01.825	36.680	51.890	33.255	247.7	1:20:15.741	10	2	2:08.500	37.933	55.063	35.504	239.5	24:18.773							
30	3	2:01.512	36.628	51.468	33.416	248.3	1:22:17.253	11	2	2:04.054	37.554	52.835	33.665	244.9	26:22.827							
31	3	2:01.336	36.621	51.567	33.148	249.4	1:24:18.589	12	2	2:07.623 B	37.292	54.440	35.891	238.9	28:30.450							
32	3	2:03.175	37.555	52.090	33.530	247.7	1:26:21.764	13	3	4:21.868	2:54.163	53.415	34.290	237.4	32:52.318							
33	3	2:01.437	36.837	51.622	32.978	248.3	1:28:23.201	14	3	2:04.675	37.897	52.628	34.150	236.3	34:56.993							
34	3	2:03.878 B	37.001	52.292	34.585	246.6	1:30:27.079	15	3	2:04.403	37.669	52.577	34.157	236.8	37:01.396							
92 Porsche Team Manthey Porsche 911 RSR																						
1. Marco HOLZER 3. Richard LIETZ							LMGTE Pro															
2. Frédéric MAKOWIECKI																						
1	1	2:13.760	46.088	53.788	33.884	246.0	2:13.760	16	3	2:04.238	37.752	52.661	33.825	236.3	39:05.634							
2	1	2:01.515	37.009	51.507	32.999	246.6	4:15.275	17	3	2:03.972	37.567	52.682	33.723	237.4	41:09.606							
3	1	2:02.429	36.622	51.906	33.901	248.8	6:17.704	18	3	2:05.344 B	37.532	52.380	35.432	236.8	43:14.950							
4	1	2:01.801	37.114	51.194	33.493	247.7	8:19.505	19	3	10:26.829	9:00.497	52.753	33.579	241.6	53:41.779							
5	1	2:04.783 B	36.678	52.827	35.278	248.8	10:24.288	20	3	2:02.988	37.098	52.208	33.682	241.6	55:44.767							
6	1	5:14.859	3:44.059	52.862	37.938	202.2	15:39.147	21	3	2:02.724	37.119	52.189	33.416	243.2	57:47.491							
7	1	2:01.105	36.619	51.287	33.199	247.7	17:40.252	22	3	2:02.640	36.951	51.885	33.804	244.3	59:50.131							
8	1	2:00.455	36.484	50.993	32.978	248.3	19:40.707	23	3	2:04.617 B	37.402	52.505	34.710	242.2	1:01:54.748							
9	1	2:01.079	36.465	51.395	33.219	247.1	21:41.786	24	1	4:02.364	2:33.941	54.486	33.937	244.3	1:05:57.112							
10	1	2:02.080	36.958	51.878	33.244	246.6	23:43.866	25	1	2:04.556	37.518	53.086	33.952	244.9	1:08:01.668							
11	1	2:03.320 B	36.905	52.113	34.302	247.7	25:47.186	26	1	2:04.368	37.543	52.989	33.836	243.8	1:10:06.036							
12	1	6:19.561	4:53.983	51.969	33.609	248.3	32:06.747	27	1	2:04.116	37.458	53.002	33.656	245.5	1:12:10.152							
13	1	2:01.447	36.614	51.770	33.063	248.3	34:08.194	28	1	2:06.623 B	37.401	52.973	36.249	244.9	1:14:16.775							
14	1	2:01.119	36.773	51.430	32.916	248.8	36:09.313	29	2	3:46.055	2:18.308	53.577	34.170	243.8	1:18:02.830							
15	1	2:04.610 B	37.431	52.902	34.277	248.3	38:13.923	30	2	2:04.820	37.596	53.565	33.659	243.8	1:20:07.650							
16	2	6:13.224	4:46.169	53.541	33.514	247.1	44:27.147	31	2	2:05.242	38.248	52.881	34.113	244.3	1:22:12.892							
17	2	2:02.773	37.082	52.383	33.308	246.0	46:29.920	32	2	2:04.825	37.592	52.583	34.650	246.6	1:24:17.717							
18	2	2:01.828	36.624	51.465	33.739	246.0	48:31.748	33	2	2:08.667 B	38.157	53.437	37.073	246.6	1:26:26.384							
19	2	2:00.986	36.495	51.360	33.131	247.1	50:32.734	97 Aston Martin Racing Aston Martin Vantage V8														
20	2	2:02.084 B	36.529	51.781	33.774	247.1	52:34.818	1. Darren TURNER LMGTE Pro														
21	2	5:15.016	3:49.045	52.267	33.704	246.6	57:49.834	2. Stefan MÜCKE														
22	2	2:01.940	36.670	51.750	33.520	246.0	59:51.774	1	1	4:03.401 B	2:26.528	59.711	37.162	221.3	4:03.401							
23	2	2:02.728	36.720	52.761	33.247	245.5	1:01:54.502	2	1	4:27.934	2:54.851	57.544	35.539	239.5	8:31.335							
24	2	2:01.065	36.692	51.304	33.069	245.5	1:03:55.567	3	1	2:08.741	38.775	55.811	34.155	244.9	10:40.076							
25	2	2:03.366 B	37.223	52.240	33.903	245.5	1:05:58.933	4	1	2:02.971	37.345	52.349	33.277	246.6	12:43.047							
26	3	5:00.211	3:32.751	53.156	34.304	248.8	1:10:59.144	5	1	2:04.725 B	36.928	52.016	35.781	216.0	14:47.772							
27	3	2:05.473	38.685	53.026	33.762	246.6	1:13:04.617	6	1	13:06.364	...	54.069	33.831	241.6	27:54.136							
28	3	2:03.443	36.894	52.306	34.243	246.6	1:15:08.060	7	1	2:03.978	37.721	52.753	33.504	244.3	29:58.114							
							8									1	2:03.433	37.374	52.629	33.430	244.9	32:01.547
							9									1	2:03.107	37.169	52.103	33.835	244.3	34:04.654
							10									1	2:03.648 B	37.489	52.430	33.729	246.0	36:08.302



**FIA WEC
6 HOURS OF SILVERSTONE**

Free Practice 1

Sector Analysis

								■ Personal Best ■ Session Best ■ B Crossing the finish line in pit lane							
Lap	D	Time	Sector 1	Sector 2	Sector 3	T. Spd	Elapsed	Lap	D	Time	Sector 1	Sector 2	Sector 3	T. Spd	Elapsed
11	1	12:28.885	...	53.053	33.503	244.3	48:37.187	9	3	19:53.236	...	53.415	34.392	244.9	39:08.889
12	1	2:02.395	36.969	52.053	33.373	243.8	50:39.582	10	3	2:03.782	37.756	52.476	33.550	246.6	41:12.671
13	1	2:01.853	36.945	51.816	33.092	247.1	52:41.435	11	3	2:02.299	36.891	51.895	33.513	246.6	43:14.970
14	1	2:02.646 B	37.012	51.934	33.700	244.3	54:44.081	12	3	2:02.088	36.908	51.661	33.519	245.5	45:17.058
15	2	11:11.541	9:43.876	53.944	33.721	243.8	1:05:55.622	13	3	2:05.201 B	37.675	52.141	35.385	246.0	47:22.259
16	2	2:03.664	37.376	52.583	33.705	246.0	1:07:59.286	14	3	15:10.965	...	53.384	38.219	244.9	1:02:33.224
17	2	2:02.774	37.228	52.022	33.524	247.1	1:10:02.060	15	3	2:07.315	37.295	53.310	36.710	202.6	1:04:40.539
18	2	2:02.562	37.212	52.120	33.230	247.7	1:12:04.622	16	3	2:02.693	36.982	52.184	33.527	247.1	1:06:43.232
19	2	2:05.183 B	37.539	52.654	34.990	245.5	1:14:09.805	17	3	2:02.075	36.676	51.732	33.667	246.6	1:08:45.307
20	2	7:30.781	6:03.914	53.089	33.778	245.5	1:21:40.586	18	3	2:05.279 B	36.924	51.894	36.461	247.1	1:10:50.586
21	2	2:02.863 B	37.050	51.839	33.974	246.6	1:23:43.449	19	1	4:50.311	3:19.263	56.178	34.870	242.2	1:15:40.897
22	2	3:45.101	2:18.068	53.069	33.964	246.0	1:27:28.550	20	1	2:05.517	38.142	53.358	34.017	242.2	1:17:46.414
23	2	2:02.377	37.074	51.942	33.361	246.6	1:29:30.927	21	1	2:06.202	38.038	54.002	34.162	243.2	1:19:52.616
24	2	2:01.988	37.028	51.741	33.219	246.6	1:31:32.915	22	1	2:04.236	37.665	52.969	33.602	244.3	1:21:56.852
98	Aston Martin Racing 1. Paul DALLA LANA 3. Christoffer NYGAARD Aston Martin Vantage V8 LMGT E Am 2. Pedro LAMY							23	1	2:03.670	37.937	52.352	33.381	246.0	1:24:00.522
1	1	4:58.337 B	3:25.658	55.246	37.433	237.4	4:58.337	24	1	2:02.859	37.259	52.127	33.473	246.0	1:26:03.381
2	1	5:26.587	3:53.512	56.878	36.197	220.0	10:24.924	25	1	2:02.975	37.233	52.075	33.667	246.6	1:28:06.356
3	1	2:06.229	38.478	53.864	33.887	242.7	12:31.153	26	1	2:02.420	37.018	52.034	33.368	245.5	1:30:08.776
4	1	2:07.629 B	37.904	53.309	36.416	241.6	14:38.782								
5	1	5:47.104	4:18.525	53.880	34.699	240.5	20:25.886								
6	1	2:05.821	37.740	53.327	34.754	240.5	22:31.707								
7	1	2:05.972	37.940	53.634	34.398	242.2	24:37.679								
8	1	2:05.090	37.577	53.462	34.051	242.2	26:42.769								
9	1	2:07.620 B	37.325	53.479	36.816	241.1	28:50.389								
10	3	9:12.726	7:42.504	55.497	34.725	241.6	38:03.115								
11	3	2:06.029	38.382	53.485	34.162	242.7	40:09.144								
12	3	2:04.581	37.945	52.555	34.081	241.1	42:13.725								
13	3	2:03.769	37.554	52.432	33.783	243.8	44:17.494								
14	3	2:05.513	38.434	52.872	34.207	243.8	46:23.007								
15	3	2:05.319 B	37.678	52.618	35.023	243.8	48:28.326								
16	2	4:45.940	3:17.026	54.931	33.983	241.6	53:14.266								
17	2	2:04.688	38.223	52.477	33.988	243.2	55:18.954								
18	2	2:03.981	37.744	52.512	33.725	243.8	57:22.935								
19	2	2:03.842	37.416	52.180	34.246	244.3	59:26.777								
20	2	2:08.660 B	37.630	53.773	37.257	242.7	1:01:35.437								
21	2	7:28.404	5:59.671	53.985	34.748	243.8	1:09:03.841								
22	2	2:03.342	37.398	52.335	33.609	244.3	1:11:07.183								
23	2	2:03.130	37.147	52.586	33.397	246.0	1:13:10.313								
24	2	2:05.055 B	37.319	52.101	35.635	244.3	1:15:15.368								
25	2	5:09.029	3:42.515	52.908	33.606	244.9	1:20:24.397								
26	2	2:03.196	37.372	52.113	33.711	246.0	1:22:27.593								
27	2	2:02.964	37.015	52.324	33.625	247.1	1:24:30.557								
28	2	2:02.920 B	37.282	52.059	33.579	244.3	1:26:33.477								
29	1	4:02.328	2:33.424	54.182	34.722	241.1	1:30:35.805								
99	Aston Martin Racing 1. Alex MACDOWALL 3. Fernando REES Aston Martin Vantage V8 LMGT E Pro 2. Darryl O'YOUNG							1	3	3:03.491 B	1:19.538	58.120	45.833	240.0	3:03.491
2	3	3:42.827	2:13.355	55.182	34.290	244.9	6:46.318								
3	3	2:05.243	38.229	53.097	33.917	245.5	8:51.561								
4	3	2:07.621	39.840	53.898	33.883	246.6	10:59.182								
5	3	2:02.780	37.127	52.052	33.601	244.9	13:01.962								
6	3	2:03.958	36.940	52.888	34.130	246.0	15:05.920								
7	3	2:03.167	37.395	52.397	33.375	246.6	17:09.087								
8	3	2:06.566 B	37.491	52.725	36.350	241.6	19:15.653								