FIA WORLD ENDURANCE CHAMPIONSHIP

6 HOURS OF SHANGHAI

TUDOR

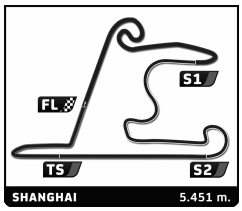

FIA WEC
6 HOURS OF SHANGHAI
Free Practice 2

Sector Analysis

Personal Best | Session Best | **B** Crossing the finish line in pit lane

1 — Audi Sport Team Joest — Audi R18 e-tron quattro — LMP1 - H
1.Lucas DI GRASSI 2.Loïc DUVAL 3.Tom KRISTENSEN

Lap	D	Time	Sector 1	Sector 2	Sector 3	T. Spd	Elapsed
1	3	2:05.854	49.703	42.541	33.610	283.5	2:05.854
2	3	1:50.195	37.591	39.346	33.258	270.7	3:56.049
3	3	1:51.183	38.443	39.757	32.983	277.6	5:47.232
4	3	1:50.789	38.324	39.479	32.986	278.4	7:38.021
5	3	1:52.489	39.635	40.056	32.798	281.2	9:30.510
6	3	1:52.052	38.460	40.665	32.927	280.5	11:22.562
7	3	1:51.883	38.594	40.280	33.009	287.2	13:14.445
8	3	1:55.335	38.321	43.133	33.881	280.5	15:09.780
9	3	1:55.683	39.863	41.195	34.625	282.0	17:05.463
10	3	2:00.388	42.249	42.521	35.618	278.4	19:05.851
11	3	2:02.851	41.380	45.025	36.446	262.8	21:08.702
12	3	2:15.725 B	43.407	47.534	44.784	257.1	23:24.427
13	3	6:47.750	5:26.621	45.477	35.652	285.0	30:12.177
14	3	2:01.893	41.410	45.014	35.469	266.0	32:14.070
15	3	2:06.948	42.932	47.620	36.396	269.3	34:21.018
16	3	2:17.601 B	43.566	47.872	46.163	259.0	36:38.619
17	3	11:44.259	...	49.061	36.905	248.3	48:22.878
18	3	2:05.360	42.762	46.764	35.834	281.2	50:28.238
19	3	2:06.941	42.405	48.298	36.238	272.0	52:35.179
20	3	2:05.507	42.715	46.878	35.914	278.4	54:40.686
21	3	2:21.189 B	43.927	49.955	47.307	250.0	57:01.875
22	2	7:24.415	5:53.783	52.053	38.579	232.3	1:04:26.290
23	2	2:37.772 B	46.959	55.734	55.079	157.7	1:07:04.062

2 — Audi Sport Team Joest — Audi R18 e-tron quattro — LMP1 - H
1.Marcel FÄSSLER 2.André LOTTERER 3.Benoit TRÉLUYER

Lap	D	Time	Sector 1	Sector 2	Sector 3	T. Spd	Elapsed
1	1	2:01.575	48.961	39.857	32.757	287.2	2:01.575
2	1	1:50.706	38.321	39.292	33.093	267.3	3:52.281
3	1	1:51.205	38.146	39.932	33.127	271.4	5:43.486
4	1	1:51.760	38.140	40.133	33.487	282.7	7:35.246
5	1	1:51.197	38.266	39.813	33.118	262.8	9:26.443
6	1	1:51.839	38.530	40.325	32.984	279.8	11:18.282
7	1	1:52.325	38.930	40.069	33.326	259.0	13:10.607
8	1	1:53.980	39.366	41.135	33.479	268.7	15:04.587
9	1	1:54.668	38.879	40.969	34.820	268.0	16:59.255
10	1	1:59.939	41.149	43.278	35.512	257.8	18:59.194
11	1	2:00.653	41.385	43.678	35.590	270.7	20:59.847
12	1	2:01.170	41.946	43.626	35.598	272.0	23:01.017
13	1	2:02.624	42.162	44.749	35.713	273.4	25:03.641
14	1	2:04.178	42.080	46.183	35.915	274.8	27:07.819
15	1	2:04.080	42.540	45.059	36.481	286.5	29:11.899
16	1	2:14.208 B	43.072	46.360	44.776	260.2	31:26.107
17	1	7:42.034	6:19.371	46.790	35.873	281.2	39:08.141
18	1	2:02.831	42.009	44.904	35.918	272.7	41:10.972
19	1	2:02.519	41.868	44.892	35.759	277.6	43:13.491
20	1	2:06.240	42.079	45.762	38.399	284.2	45:19.731
21	1	2:04.182	41.879	45.967	36.336	282.0	47:23.913
22	1	2:03.189	42.181	45.398	35.610	282.7	49:27.102
23	1	2:09.887 B	41.942	46.136	41.809	282.0	51:36.989
24	2	9:11.705	7:43.473	50.469	37.763	226.9	1:00:48.694
25	2	2:26.970 B	43.842	52.360	50.768	206.1	1:03:15.664

7 — Toyota Racing — Toyota TS 040 - Hybrid — LMP1 - H
1.Alexander WURZ 2.Stéphane SARRAZIN 3.Kazuki NAKAJIMA

Lap	D	Time	Sector 1	Sector 2	Sector 3	T. Spd	Elapsed
1	1	1:54.792	41.210	41.099	32.483	296.7	1:54.792
2	1	1:50.925	38.239	40.327	32.359	290.3	3:45.717
3	1	1:51.098	38.207	40.611	32.280	297.5	5:36.815
4	1	1:57.291 B	38.148	40.576	38.567	297.5	7:34.106
5	1	2:50.000	1:36.488	41.072	32.440	300.0	10:24.106
6	1	1:49.806	37.509	39.872	32.425	292.7	12:13.912
7	1	1:50.074	37.846	39.974	32.254	291.9	14:03.986
8	1	1:50.664	37.903	40.250	32.511	294.3	15:54.650
9	1	1:59.903 B	38.764	41.288	39.851	300.8	17:54.553
10	2	19:30.651	...	47.655	37.001	216.0	37:25.204
11	2	2:06.430	42.663	47.632	36.135	258.4	39:31.634
12	2	2:05.081	42.488	46.223	36.370	231.8	41:36.715
13	2	2:03.742	42.672	45.711	35.359	276.2	43:40.457
14	2	2:02.211	41.510	45.374	35.327	267.3	45:42.668
15	2	2:02.691	41.281	45.947	35.463	272.0	47:45.359
16	2	2:10.656 B	41.518	46.109	43.029	223.6	49:56.015
17	1	3:16.231	1:50.539	48.095	37.597	222.2	53:12.246
18	1	2:06.659	43.300	47.767	35.592	259.6	55:18.905
19	1	2:05.466	41.786	47.423	36.257	250.6	57:24.371
20	1	2:05.086	42.132	47.124	35.830	266.7	59:29.457
21	1	2:05.149	41.332	47.802	36.015	256.5	1:01:34.606
22	1	2:14.780 B	42.452	48.556	43.772	227.8	1:03:49.386

8 — Toyota Racing — Toyota TS 040 - Hybrid — LMP1 - H
1.Anthony DAVIDSON 2.Sébastien BUEMI

Lap	D	Time	Sector 1	Sector 2	Sector 3	T. Spd	Elapsed
1	1	1:51.353	38.663	39.526	33.164	296.7	1:51.353
2	1	1:49.134	37.602	39.403	32.129	286.5	3:40.487
3	1	1:50.266	37.613	39.879	32.774	297.5	5:30.753
4	1	1:50.586	38.142	40.177	32.267	300.0	7:21.339
5	1	1:51.436	38.460	40.609	32.367	297.5	9:12.775
6	1	1:52.211	38.721	40.593	32.897	291.1	11:04.986
7	1	1:51.149	38.422	40.532	32.195	300.8	12:56.135
8	1	1:51.579	38.618	40.562	32.399	295.9	14:47.714
9	1	1:54.365	38.787	41.796	33.782	298.3	16:42.079
10	1	1:56.890	40.334	42.114	34.442	300.8	18:38.969
11	1	2:06.654 B	40.839	43.103	42.712	296.7	20:45.623
12	1	10:07.642	8:42.416	46.245	38.981	282.0	30:53.265
13	1	2:06.061	42.248	46.834	36.979	261.5	32:59.326
14	1	2:05.587	42.666	46.743	36.178	262.8	35:04.913
15	1	2:07.570	43.971	47.071	36.528	257.8	37:12.483
16	1	2:05.144	42.128	47.018	35.998	282.0	39:17.627
17	1	2:16.658 B	43.587	48.453	44.618	268.7	41:34.285
18	1	3:50.648	2:18.725	50.686	41.237	258.4	45:24.933
19	1	2:03.860	41.498	46.632	35.730	268.0	47:28.793
20	1	2:03.588	42.137	45.475	35.976	250.0	49:32.381
21	1	2:02.108	40.897	45.693	35.518	250.0	51:34.489
22	1	2:11.429 B	40.909	46.327	44.193	259.6	53:45.918
23	2	3:35.311	2:12.312	47.118	35.881	242.7	57:21.229
24	2	2:03.374	41.331	46.467	35.576	251.7	59:24.603
25	2	2:05.814	41.570	48.461	35.783	256.5	1:01:30.417
26	2	2:05.184	41.063	47.616	36.505	244.9	1:03:35.601
27	2	2:17.367 B	41.681	49.976	45.710	259.6	1:05:52.968

FIA WORLD ENDURANCE CHAMPIONSHIP

6 HOURS OF SHANGHAI

TUDOR

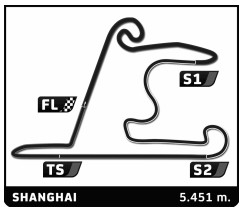

FIA WEC
6 HOURS OF SHANGHAI
Free Practice 2

Sector Analysis

Personal Best | Session Best | B Crossing the finish line in pit lane

9 — Lotus — CLM P1/01 - AER
1.Pierre KAFFER
2.Lucas AUER
LMP1 - L

Lap	D	Time	Sector 1	Sector 2	Sector 3	T. Spd	Elapsed
1	1	2:32.487	1:08.498	47.550	36.439	266.7	2:32.487
2	1	2:06.336	42.314	46.299	37.723	279.1	4:38.823
3	1	1:59.142	40.645	43.758	34.739	294.3	6:37.965
4	1	1:59.958	40.979	44.261	34.718	294.3	8:37.923
5	1	2:07.876 B	40.836	44.807	42.233	293.5	10:45.799
6	1	9:17.418 B	7:29.757	55.346	52.315	184.3	20:03.217
7	2	22:19.082	...	58.045	42.165	255.9	42:22.299
8	2	2:14.130	45.936	49.816	38.378	275.5	44:36.429
9	2	2:14.269	47.210	49.626	37.433	285.7	46:50.698
10	2	2:12.058	44.278	50.188	37.592	287.2	49:02.756
11	2	2:18.789	44.492	52.380	41.917	244.3	51:21.545
12	2	2:11.715	43.825	49.854	38.036	285.7	53:33.260
13	2	2:28.823 B	47.687	50.127	51.009	250.0	56:02.083

12 — Rebellion Racing — Rebellion R-One - Toyota
1.Nicolas PROST
2.Nick HEIDFELD
3.Mathias BECHE
LMP1 - L

Lap	D	Time	Sector 1	Sector 2	Sector 3	T. Spd	Elapsed
1	2	5:29.939	4:13.736	42.049	34.154	298.3	5:29.939
2	2	1:55.386	39.755	41.938	33.693	300.8	7:25.325
3	2	1:57.032	39.684	42.961	34.387	300.8	9:22.357
4	2	1:55.367	39.648	41.825	33.894	301.7	11:17.724
5	2	2:01.135	39.429	46.144	35.562	292.7	13:18.859
6	2	2:02.515	39.586	43.853	39.076	266.7	15:21.374
7	2	2:13.428 B	41.809	44.663	46.956	222.2	17:34.802
8	3	11:34.898	...	45.779	36.616	295.1	29:09.700
9	3	2:02.181	41.947	44.486	35.748	297.5	31:11.881
10	3	2:20.099 B	43.906	47.818	48.375	204.5	33:31.980
11	3	16:05.710	...	49.019	42.351	149.6	49:37.690
12	3	2:07.698	42.959	46.575	38.164	223.1	51:45.388
13	3	2:14.120 B	42.859	46.514	44.747	279.8	53:59.508
14	1	3:53.252	2:19.557	52.596	41.099	204.5	57:52.760
15	1	2:17.914	45.958	52.198	39.758	217.3	1:00:10.674
16	1	2:13.512	44.162	51.193	38.157	255.9	1:02:24.186
17	1	2:13.091	44.067	50.813	38.211	249.4	1:04:37.277
18	1	2:38.005 B	47.440	58.474	52.091	211.8	1:07:15.282

13 — Rebellion Racing — Rebellion R-One - Toyota
1.Dominik KRAIHAMER
2.Andrea BELICCHI
3.Fabio LEIMER
LMP1 - L

Lap	D	Time	Sector 1	Sector 2	Sector 3	T. Spd	Elapsed
1	2	37:14.448	...	55.315	42.621	186.9	37:14.448
2	2	2:11.462	44.984	47.991	38.487	247.1	39:25.910
3	2	2:09.299	44.393	47.572	37.334	288.8	41:35.209
4	2	2:10.175	44.600	48.209	37.366	276.2	43:45.384
5	2	2:10.164	44.578	48.169	37.417	284.2	45:55.548
6	2	2:19.300 B	44.069	47.869	47.362	288.8	48:14.848
7	3	5:10.803	3:36.000	52.575	42.228	187.5	53:25.651
8	3	2:15.698	46.558	50.006	39.134	243.2	55:41.349
9	3	2:36.057	53.856	53.076	49.125	146.3	58:17.406
10	3	2:40.613	44.293	1:11.645	44.675	221.3	1:00:58.019
11	3	2:28.885 B	45.127	50.522	53.236	282.0	1:03:26.904

14 — Porsche Team — Porsche 919 Hybrid
1.Romain DUMAS
2.Neel JANI
3.Marc LIEB
LMP1 - H

Lap	D	Time	Sector 1	Sector 2	Sector 3	T. Spd	Elapsed
1	1	2:09.864	54.047	42.526	33.291	295.1	2:09.864
2	1	1:53.492	39.478	41.531	32.483	300.8	4:03.356
3	1	1:52.793	38.977	41.376	32.440	292.7	5:56.149
4	1	1:52.293	38.645	41.287	32.361	298.3	7:48.442
5	1	1:53.111	38.865	41.297	32.949	283.5	9:41.553
6	1	1:52.427	38.594	41.538	32.295	295.1	11:33.980
7	1	2:04.753 B	40.546	42.446	41.761	300.0	13:38.733
8	3	2:59.686	1:43.516	42.516	33.654	298.3	16:38.419
9	3	1:59.281	41.015	42.852	35.414	297.5	18:37.700
10	3	2:01.159	41.350	45.002	34.807	296.7	20:38.859
11	3	2:02.777	42.361	45.195	35.221	279.1	22:41.636
12	3	2:16.271 B	43.625	48.428	44.218	280.5	24:57.907
13	3	2:48.142	1:29.680	43.535	34.927	274.1	27:46.049
14	3	1:58.795	40.551	43.687	34.557	296.7	29:44.844
15	3	1:59.811	41.041	43.811	34.959	299.2	31:44.655
16	3	2:13.119 B	42.765	46.393	43.961	284.2	33:57.774
17	3	2:57.964	1:35.873	46.775	35.316	291.1	36:55.738
18	3	2:01.935	41.738	45.120	35.077	290.3	38:57.673
19	3	2:01.723	41.615	45.087	35.021	291.9	40:59.396
20	3	2:01.121	41.416	44.855	34.850	288.0	43:00.517
21	3	2:02.438	41.729	45.578	35.131	291.1	45:02.955
22	3	2:10.864 B	41.665	45.205	43.994	257.1	47:13.819
23	3	8:08.409	6:44.711	47.548	36.150	257.1	55:22.228
24	3	2:05.542	42.019	47.536	35.987	245.5	57:27.770
25	3	2:07.186	41.593	47.923	37.670	242.7	59:34.956
26	3	2:07.395	42.750	48.056	36.589	255.9	1:01:42.351
27	3	2:05.989	42.664	48.226	35.099	288.0	1:03:48.340
28	3	2:25.241 B	43.487	53.026	48.728	250.6	1:06:13.581
29	2	7:36.007 B	5:21.603	1:06.213	1:08.191	145.9	1:13:49.588

20 — Porsche Team — Porsche 919 Hybrid
1.Timo BERNHARD
2.Mark WEBBER
3.Brendon HARTLEY
LMP1 - H

Lap	D	Time	Sector 1	Sector 2	Sector 3	T. Spd	Elapsed
1	1	1:58.404	43.838	41.743	32.823	294.3	1:58.404
2	1	1:52.163	38.969	40.915	32.279	297.5	3:50.567
3	1	1:51.801	38.584	41.053	32.164	296.7	5:42.368
4	1	2:01.324 B	38.577	42.092	40.655	294.3	7:43.692
5	1	32:29.146	...	48.377	36.588	246.6	40:12.838
6	1	2:05.940	42.622	46.688	36.630	226.4	42:18.778
7	1	2:04.343	41.590	46.374	36.379	284.2	44:23.121
8	1	2:13.797 B	42.816	46.353	44.628	260.9	46:36.918
9	2	13:01.894	...	49.955	44.036	218.6	59:38.812
10	2	2:07.972	43.498	48.100	36.374	257.8	1:01:46.784
11	2	2:08.332	43.758	48.101	36.473	247.7	1:03:55.116
12	2	2:24.677 B	42.996	49.709	51.972	195.3	1:06:19.793

26 — G-Drive Racing — Ligier JS P2 - Nissan
1.Roman RUSINOV
2.Olivier PLA
3.Julien CANAL
LMP2

Lap	D	Time	Sector 1	Sector 2	Sector 3	T. Spd	Elapsed
1	1	2:12.020	52.599	43.688	35.733	262.8	2:12.020
2	1	1:58.625	41.213	42.010	35.402	268.7	4:10.645
3	1	1:57.510	40.585	41.715	35.210	268.7	6:08.155
4	1	1:57.053	40.383	41.669	35.001	271.4	8:05.208
5	1	1:57.078	40.388	41.687	35.003	270.0	10:02.286
6	1	2:03.926 B	40.431	41.852	41.643	270.0	12:06.212
7	2	4:24.781	3:06.313	42.430	36.038	273.4	16:30.993
8	2	2:09.802 B	41.997	43.193	44.612	254.1	18:40.795
9	3	46:56.017	...	54.971	41.479	232.3	1:05:36.812
10	3	2:19.843	46.877	52.638	40.328	251.7	1:07:56.655
11	3	2:57.347 B	53.188	58.963	1:05.196	158.8	1:10:54.002

FIA WORLD ENDURANCE CHAMPIONSHIP

6 HOURS OF SHANGHAI

TUDOR

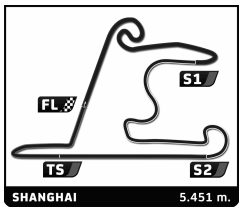

FIA WEC
6 HOURS OF SHANGHAI
Free Practice 2

Sector Analysis

Personal Best | Session Best | **B** Crossing the finish line in pit lane

27 — SMP Racing — Oreca 03R - Nissan — LMP2
1.Sergey ZLOBIN 2.Nicolas MINASSIAN 3.Maurizio MEDIANI

Lap	D	Time	Sector 1	Sector 2	Sector 3	T. Spd	Elapsed
1	2	2:22.926	1:00.397	44.208	38.321	272.7	2:22.926
2	2	2:00.699	41.108	43.388	36.203	274.8	4:23.625
3	2	1:58.997	40.636	42.921	35.440	272.0	6:22.622
4	2	1:58.468	40.528	42.662	35.278	274.1	8:21.090
5	2	2:07.386 B	40.689	43.614	43.083	273.4	10:28.476
6	2	5:02.296	3:41.950	44.570	35.776	272.0	15:30.772
7	2	2:16.839 B	42.058	44.097	50.684	272.0	17:47.611
8	1	17:16.357	...	50.274	39.684	264.1	35:03.968
9	1	2:17.430	46.222	50.294	40.914	195.7	37:21.398
10	1	2:16.016	45.959	50.229	39.828	262.8	39:37.414
11	1	2:14.468	45.690	49.179	39.599	263.4	41:51.882
12	1	2:15.856	46.074	49.119	40.663	262.8	44:07.738
13	1	2:14.833	45.944	49.378	39.511	262.1	46:22.571
14	1	2:14.875	46.283	49.398	39.194	262.8	48:37.446
15	1	2:14.750	45.829	49.209	39.712	261.5	50:52.196
16	1	2:17.790	46.326	49.840	41.624	262.1	53:09.986
17	1	2:27.593 B	47.206	51.548	48.839	261.5	55:37.579
18	3	6:05.623	4:27.042	56.470	42.111	219.5	1:01:43.202
19	3	2:25.480	51.534	52.972	40.974	228.3	1:04:08.682
20	3	2:58.599 B	51.915	1:02.973	1:03.711	175.3	1:07:07.281

30 — Extreme Speed Motorsports — HPD ARX 03B - Honda — LMP2
1.Scott SHARP 2.Ryan DALZIEL 3.Ricardo GONZALEZ

Lap	D	Time	Sector 1	Sector 2	Sector 3	T. Spd	Elapsed
1	2	2:27.165	1:05.105	45.315	36.745	260.9	2:27.165
2	2	1:58.278	40.520	42.549	35.209	269.3	4:25.443
3	2	1:57.495	40.495	41.938	35.062	271.4	6:22.938
4	2	2:06.908 B	40.791	42.299	43.818	272.7	8:29.846
5	2	9:29.011 B	7:55.995	46.618	46.398	235.3	17:58.857

31 — Extreme Speed Motorsports — HPD ARX 03B - Honda — LMP2
1.Ed BROWN 2.Johannes VAN OVERBEEK 3.David BRABHAM

Lap	D	Time	Sector 1	Sector 2	Sector 3	T. Spd	Elapsed
1	2	2:49.417	1:25.082	46.822	37.513	234.8	2:49.417
2	2	2:02.427	41.400	45.056	35.971	270.7	4:51.844
3	2	2:00.755	40.701	43.843	36.211	272.0	6:52.599
4	2	1:58.890	40.903	42.631	35.356	271.4	8:51.489
5	2	1:58.914	40.747	42.312	35.855	270.0	10:50.403
6	2	1:58.787	40.700	42.577	35.510	270.7	12:49.190
7	2	1:58.145	40.465	42.376	35.304	270.7	14:47.335
8	2	2:09.004 B	40.947	43.445	44.612	270.0	16:56.339
9	2	14:45.058	...	51.187	43.726	226.4	31:41.397
10	2	3:02.837 B	59.163	1:08.741	54.933	180.0	34:44.234

35 — OAK Racing — Morgan - Judd — LMP2
1.David CHENG 2.Ho-Pin TUNG 3.Mark PATTERSON

Lap	D	Time	Sector 1	Sector 2	Sector 3	T. Spd	Elapsed
1	3	2:56.581	1:32.616	46.589	37.376	270.7	2:56.581
2	3	2:03.575	42.641	44.461	36.473	273.4	5:00.156
3	3	2:02.493	42.041	43.866	36.586	276.2	7:02.649
4	3	2:02.033	41.930	43.915	36.188	275.5	9:04.682
5	3	2:01.696	41.684	43.704	36.308	276.2	11:06.378
6	3	2:02.438	42.301	44.040	36.097	274.1	13:08.816
7	3	2:05.654	42.871	46.220	36.563	274.1	15:14.470
8	3	2:23.126 B	44.807	48.425	49.894	207.7	17:37.596
9	1	23:04.905	...	55.774	41.877	241.1	40:42.501
10	1	2:23.293	48.621	53.447	41.225	254.1	43:05.794
11	1	2:26.617	50.136	55.278	41.203	266.7	45:32.411
12	1	2:32.067 B	47.947	55.001	49.119	253.5	48:04.478

37 — SMP Racing — Oreca 03R - Nissan — LMP2
1.Kirill LADYGIN 2.Viktor SHAITAR 3.Anton LADYGIN

Lap	D	Time	Sector 1	Sector 2	Sector 3	T. Spd	Elapsed
1	3	2:46.064	1:21.679	47.709	36.676	269.3	2:46.064
2	3	2:02.201	42.182	44.167	35.852	272.0	4:48.265
3	3	2:00.690	41.262	43.947	35.481	273.4	6:48.955
4	3	2:00.887	41.573	43.608	35.706	270.7	8:49.842
5	3	2:00.997	41.001	43.606	36.390	270.0	10:50.839
6	3	2:08.419 B	41.238	43.972	43.209	273.4	12:59.258
7	3	3:20.516	1:53.660	49.220	37.636	267.3	16:19.774
8	3	2:35.204 B	49.178	54.098	51.928	194.9	18:54.978
9	3	16:37.597	...	50.726	40.353	260.2	35:32.575
10	3	2:15.056	45.798	50.364	38.894	262.8	37:47.631
11	3	2:13.552	45.626	49.041	38.885	262.8	40:01.183
12	3	2:13.097	45.426	48.953	38.718	263.4	42:14.280
13	3	2:13.240	44.924	49.752	38.564	263.4	44:27.520
14	3	2:12.232	45.504	48.549	38.179	262.8	46:39.752
15	3	2:15.423	44.943	49.041	41.439	262.8	48:55.175
16	3	2:28.538 B	45.196	55.383	47.959	255.9	51:23.713
17	2	4:36.308	3:00.902	54.582	40.824	213.4	56:00.021
18	2	2:21.981	49.116	52.482	40.383	236.8	58:22.002
19	2	2:19.261	47.546	51.963	39.752	259.0	1:00:41.263
20	2	2:28.836 B	47.328	52.599	48.909	237.4	1:03:10.099

47 — KCMG — Oreca 03R - Nissan — LMP2
1.Matthew HOWSON 2.Richard BRADLEY 3.Alexandre IMPERATORI

Lap	D	Time	Sector 1	Sector 2	Sector 3	T. Spd	Elapsed
1	3	2:33.198	1:11.850	44.533	36.815	272.0	2:33.198
2	3	2:03.496	41.788	44.772	36.936	272.7	4:36.694
3	3	1:59.123	41.028	42.948	35.147	275.5	6:35.817
4	3	2:00.785	41.148	44.017	35.620	271.4	8:36.602
5	3	1:58.725	40.842	42.803	35.080	274.1	10:35.327
6	3	1:58.770	40.965	42.651	35.154	273.4	12:34.097
7	3	2:02.932	40.743	42.881	39.308	273.4	14:37.029
8	3	2:13.423 B	41.499	43.182	48.742	273.4	16:50.452
9	3	7:15.216 B	5:31.880	53.561	49.775	220.4	24:05.668
10	3	3:29.385	2:05.044	46.992	37.349	266.7	27:35.053
11	3	2:09.884	43.394	45.894	40.596	268.7	29:44.937
12	3	2:08.606	43.843	46.763	38.000	269.3	31:53.543
13	3	2:11.297	45.040	48.269	37.988	267.3	34:04.840
14	3	2:12.227	44.792	48.967	38.468	259.6	36:17.067
15	3	2:20.154 B	44.799	48.971	46.384	262.8	38:37.221
16	2	3:39.283	2:03.078	53.406	42.799	232.3	42:16.504
17	2	2:19.225	47.225	51.799	40.201	244.3	44:35.729
18	2	2:31.868 B	48.217	53.839	49.812	219.5	47:07.597
19	2	4:06.798	2:22.949	1:04.635	39.214	260.2	51:14.395
20	2	2:17.096	45.890	51.324	39.882	259.0	53:31.491
21	2	2:27.669 B	45.961	51.197	50.511	226.9	55:59.160
22	1	12:50.969	...	58.702	43.136	214.3	1:08:50.129
23	1	2:40.531 B	50.901	56.894	52.736	235.3	1:11:30.660

51 — AF Corse — Ferrari F458 Italia — LMGTE Pro
1.Gianmaria BRUNI 2.Toni VILANDER

Lap	D	Time	Sector 1	Sector 2	Sector 3	T. Spd	Elapsed
1	1	2:15.942	50.712	47.629	37.601	260.2	2:15.942

FIA WORLD ENDURANCE CHAMPIONSHIP

6 HOURS OF SHANGHAI

TUDOR

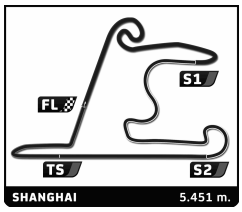

FIA WEC
6 HOURS OF SHANGHAI
Free Practice 2

Sector Analysis

Personal Best | Session Best | B Crossing the finish line in pit lane

Lap	D	Time	Sector 1	Sector 2	Sector 3	T. Spd	Elapsed
2	1	2:07.440	43.377	46.627	37.436	260.2	4:23.382
3	1	2:08.008	43.608	46.548	37.852	260.9	6:31.390
4	1	2:07.810	43.329	46.896	37.585	262.1	8:39.200
5	1	2:07.153	43.526	46.389	37.238	262.8	10:46.353
6	1	2:08.433	43.625	47.277	37.531	262.8	12:54.786
7	1	2:16.653 B	43.978	47.597	45.078	261.5	15:11.439
8	1	17:21.998	...	52.239	40.469	255.3	32:33.437
9	1	2:17.816	46.701	51.010	40.105	253.5	34:51.253
10	1	2:16.767	46.253	50.703	39.811	253.5	37:08.020
11	1	2:16.385	46.045	50.551	39.789	252.3	39:24.405
12	1	2:26.371 B	46.567	51.378	48.426	232.8	41:50.776
13	2	4:25.184	2:52.740	51.679	40.765	234.8	46:15.960
14	2	2:17.433	46.647	50.685	40.101	252.9	48:33.393
15	2	2:17.474	46.497	50.909	40.068	251.7	50:50.867
16	2	2:35.187 B	47.783	52.641	54.763	219.5	53:26.054
17	2	4:22.143	2:49.011	52.199	40.933	230.3	57:48.197
18	2	2:31.908 B	47.252	52.499	52.157	241.6	1:00:20.105

71 — AF Corse — Ferrari F458 Italia — LMGTE Pro
1.Davide RIGON
2.James CALADO

Lap	D	Time	Sector 1	Sector 2	Sector 3	T. Spd	Elapsed
1	2	2:19.776	55.125	46.880	37.771	258.4	2:19.776
2	2	2:08.177	44.022	46.710	37.445	262.1	4:27.953
3	2	2:07.209	43.760	46.288	37.161	260.9	6:35.162
4	2	2:08.777	44.240	47.170	37.367	261.5	8:43.939
5	2	2:09.448	43.699	46.689	39.060	262.8	10:53.387
6	2	2:07.446	43.450	46.540	37.456	262.8	13:00.833
7	2	2:07.541	43.588	46.722	37.231	262.8	15:08.374
8	2	2:13.216	45.312	47.739	40.165	211.4	17:21.590
9	2	2:29.483 B	47.250	49.951	52.282	222.2	19:51.073
10	2	5:04.552	3:31.804	52.519	40.229	254.7	24:55.625
11	2	2:18.378	47.055	51.391	39.932	256.5	27:14.003
12	2	2:18.242	46.954	51.254	40.034	255.9	29:32.245
13	2	2:17.992	46.616	51.361	40.015	257.1	31:50.237
14	2	2:31.323 B	49.174	53.225	48.924	220.9	34:21.560
15	2	4:00.533	2:27.648	52.515	40.370	250.6	38:22.093
16	2	2:15.910	46.017	50.137	39.756	254.1	40:38.003
17	2	2:14.480	45.285	49.719	39.476	254.7	42:52.483
18	2	2:25.171 B	46.407	51.161	47.603	216.0	45:17.654
19	1	4:26.850	2:55.816	50.768	40.266	248.3	49:44.504
20	1	2:17.861	46.585	50.661	40.615	204.9	52:02.365
21	1	2:17.449	46.976	50.338	40.135	246.6	54:19.814
22	1	2:17.809	46.709	50.875	40.225	251.2	56:37.623
23	1	2:18.035	46.770	51.278	39.987	251.2	58:55.658
24	1	2:20.813	46.983	52.587	41.243	250.6	1:01:16.471
25	1	2:20.675	47.145	52.271	41.259	248.3	1:03:37.146
26	1	2:40.190 B	50.168	56.504	53.518	220.4	1:06:17.336

75 — Prospeed Competition — Porsche 911 RSR — LMGTE Am
1.François PERRODO
2.Emmanuel COLLARD
3.Matthieu VAXIVIÈRE

Lap	D	Time	Sector 1	Sector 2	Sector 3	T. Spd	Elapsed
1	3	3:25.952	1:57.984	49.665	38.303	260.2	3:25.952
2	3	2:05.224	42.287	45.551	37.386	263.4	5:31.176
3	3	2:05.512	42.421	46.128	36.963	264.1	7:36.688
4	3	2:05.223	42.604	45.662	36.957	264.7	9:41.911
5	3	2:13.960 B	42.602	46.106	45.252	264.1	11:55.871
6	1	5:13.086 B	3:29.094	52.283	51.709	192.9	17:08.957
7	1	16:38.733	...	55.641	42.326	226.9	33:47.690
8	1	2:37.131	51.705	1:02.451	42.975	197.1	36:24.821
9	1	2:25.262	49.230	54.066	41.966	230.3	38:50.083
10	1	2:24.313	48.690	53.870	41.753	235.8	41:14.396
11	1	2:32.264 B	48.756	54.135	49.373	250.6	43:46.660
12	1	5:32.707	3:55.802	54.102	42.803	225.5	49:19.367
13	1	2:23.428	47.918	53.839	41.671	229.3	51:42.795
14	1	2:22.519	48.294	53.102	41.123	255.9	54:05.314
15	1	2:22.409	47.487	53.871	41.051	255.9	56:27.723
16	1	2:22.733	47.710	54.092	40.931	255.3	58:50.456
17	1	2:41.567 B	48.718	59.258	53.591	214.7	1:01:32.023
18	2	6:11.729 B	4:05.609	1:03.981	1:02.139	151.7	1:07:43.752
19	2	5:00.377 B	2:44.451	1:09.052	1:06.874	145.0	1:12:44.129

88 — Proton Competition — Porsche 911 RSR — LMGTE Am
1.Christian RIED
2.Wolf HENZLER
3.Khaled AL QUBAISI

Lap	D	Time	Sector 1	Sector 2	Sector 3	T. Spd	Elapsed
1	2	2:31.169	1:03.958	49.212	37.999	262.8	2:31.169
2	2	2:08.716	44.615	46.658	37.443	265.4	4:39.885
3	2	2:06.847	43.289	46.171	37.387	265.4	6:46.732
4	2	2:15.906 B	43.914	47.539	44.453	264.7	9:02.638
5	2	4:02.728	2:40.350	45.507	36.871	264.7	13:05.366
6	2	2:59.200 B	42.733	1:30.380	46.087	225.0	16:04.566
7	3	19:28.199	...	1:03.930	50.834	183.1	35:32.765
8	3	2:27.879	51.007	55.047	41.825	222.2	38:00.644
9	3	2:24.427	48.754	53.827	41.846	225.9	40:25.071
10	3	2:21.864	47.960	52.498	41.406	233.3	42:46.935
11	3	2:20.191	47.232	52.293	40.666	240.5	45:07.126
12	3	2:21.183	47.550	52.709	40.924	242.2	47:28.309
13	3	2:31.231 B	48.405	52.741	50.085	224.5	49:59.540
14	3	5:39.605	4:02.658	53.618	43.329	228.8	55:39.145
15	3	2:24.739	48.933	54.496	41.310	244.9	58:03.884
16	3	2:24.055	48.720	53.832	41.503	234.8	1:00:27.939
17	3	2:23.579	47.990	53.858	41.731	247.1	1:02:51.518
18	3	2:26.696	48.690	54.772	43.234	238.9	1:05:18.214
19	3	3:02.531 B	53.502	1:06.345	1:02.684	170.3	1:08:20.745
20	1	6:59.445 B	4:28.531	1:17.568	1:13.346	135.8	1:15:20.190

90 — 8 Star Motorsports — Ferrari F458 Italia — LMGTE Am
1.Gianluca RODA
2.Paolo RUBERTI
3.Matteo CRESSONI

Lap	D	Time	Sector 1	Sector 2	Sector 3	T. Spd	Elapsed
1	2	3:01.549	1:37.840	45.499	38.210	242.7	3:01.549
2	2	2:04.528	42.400	45.347	36.781	265.4	5:06.077
3	2	2:08.765	43.377	48.177	37.211	263.4	7:14.842
4	2	2:06.583	43.078	46.547	36.958	264.7	9:21.425
5	2	2:06.994	43.069	46.836	37.089	264.7	11:28.419
6	2	2:26.409 B	42.987	55.784	47.638	252.3	13:54.828
7	1	5:29.500	3:57.412	49.989	42.099	208.9	19:24.328
8	1	2:42.552 B	52.536	54.671	55.345	190.1	22:06.880
9	1	6:14.656	4:42.235	51.803	40.618	254.1	28:21.536
10	1	2:18.328	47.091	50.745	40.492	255.3	30:39.864
11	1	2:19.231	47.067	51.325	40.839	249.4	32:59.095
12	1	2:18.346	47.013	51.045	40.288	252.9	35:17.441
13	1	2:17.614	46.744	50.529	40.341	252.9	37:35.055
14	1	2:58.361 B	46.351	50.815	1:21.195	253.5	40:33.416
15	1	4:41.974	3:09.024	52.401	40.549	253.5	45:15.390
16	1	2:17.921	46.890	51.141	39.890	254.1	47:33.311
17	1	2:19.033	46.605	51.259	41.169	248.8	49:52.344
18	1	2:28.898 B	46.823	52.222	49.853	241.6	52:21.242
19	3	4:32.107	2:52.542	55.695	43.870	219.1	56:53.349
20	3	2:23.446	48.434	53.087	41.925	214.3	59:16.795

FIA WORLD ENDURANCE CHAMPIONSHIP

6 HOURS OF SHANGHAI

TUDOR

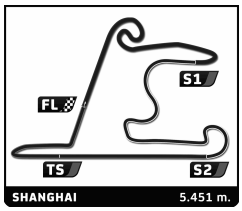

FIA WEC
6 HOURS OF SHANGHAI
Free Practice 2

Sector Analysis

Personal Best | Session Best | **B** Crossing the finish line in pit lane

Lap	D	Time	Sector 1	Sector 2	Sector 3	T. Spd	Elapsed
21	3	2:46.915 B	48.582	57.216	1:01.117	154.7	1:02:03.710
22	3	5:32.814 B	3:20.677	1:08.856	1:03.281	157.7	1:07:36.524

91 — **Porsche Team Manthey** — Porsche 911 RSR — LMGTE Pro
1.Jörg BERGMEISTER
2.Richard LIETZ

Lap	D	Time	Sector 1	Sector 2	Sector 3	T. Spd	Elapsed
1	2	2:35.806	1:03.454	51.807	40.545	210.9	2:35.806
2	2	2:12.447	46.537	47.896	38.014	266.0	4:48.253
3	2	2:08.015	43.502	47.104	37.409	266.0	6:56.268
4	2	2:16.568 B	42.997	46.383	47.188	266.7	9:12.836
5	1	42:51.094	...	53.641	42.797	215.6	52:03.930
6	1	2:18.380	47.517	50.593	40.270	240.0	54:22.310
7	1	2:17.661	46.918	50.596	40.147	251.7	56:39.971
8	1	2:25.176 B	46.091	51.304	47.781	249.4	59:05.147

92 — **Porsche Team Manthey** — Porsche 911 RSR — LMGTE Pro
1.Frédéric MAKOWIECKI
2.Patrick PILET

Lap	D	Time	Sector 1	Sector 2	Sector 3	T. Spd	Elapsed
1	2	2:40.734	1:12.350	48.633	39.751	216.9	2:40.734
2	2	2:12.982	46.329	48.346	38.307	228.8	4:53.716
3	2	2:10.392	43.371	46.204	40.817	262.1	7:04.108
4	2	2:07.087	43.466	46.689	36.932	266.7	9:11.195
5	2	2:06.537	43.122	46.329	37.086	266.7	11:17.732
6	2	2:17.966 B	44.187	47.298	46.481	213.0	13:35.698

95 — **Aston Martin Racing** — Aston Martin Vantage V8 — LMGTE Am
1.Kristian POULSEN 3.Richie STANAWAY
2.David HEINEMEIER-HANSSON

Lap	D	Time	Sector 1	Sector 2	Sector 3	T. Spd	Elapsed
1	3	2:37.310	1:12.529	47.262	37.519	264.1	2:37.310
2	3	2:07.467	43.631	46.121	37.715	266.0	4:44.777
3	3	2:07.702	43.171	47.360	37.171	266.7	6:52.479
4	3	2:15.058 B	43.257	46.350	45.451	268.0	9:07.537

97 — **Aston Martin Racing** — Aston Martin Vantage V8 — LMGTE Pro
1.Darren TURNER
2.Stefan MÜCKE

Lap	D	Time	Sector 1	Sector 2	Sector 3	T. Spd	Elapsed
1	1	3:06.764	1:42.936	46.558	37.270	264.1	3:06.764
2	1	2:06.496	43.421	46.154	36.921	266.7	5:13.260
3	1	2:06.193	43.052	46.287	36.854	268.0	7:19.453
4	1	2:12.604 B	43.382	46.323	42.899	267.3	9:32.057
5	1	31:55.737	...	49.964	39.979	235.3	41:27.794
6	1	2:14.834	45.698	49.479	39.657	259.6	43:42.628
7	1	2:14.682	45.537	49.630	39.515	254.1	45:57.310
8	1	2:21.722 B	45.404	49.721	46.597	236.8	48:19.032
9	2	5:00.726	3:26.683	54.032	40.011	254.7	53:19.758
10	2	2:17.567	46.442	50.885	40.240	241.1	55:37.325
11	2	2:17.884	46.080	51.872	39.932	255.9	57:55.209
12	2	2:28.840 B	48.141	52.104	48.595	206.1	1:00:24.049

98 — **Aston Martin Racing** — Aston Martin Vantage V8 — LMGTE Am
1.Paul DALLA LANA 3.Christoffer NYGAARD
2.Pedro LAMY

Lap	D	Time	Sector 1	Sector 2	Sector 3	T. Spd	Elapsed
1	3	2:34.031	1:06.255	48.374	39.402	263.4	2:34.031
2	3	2:07.625	43.637	46.806	37.182	265.4	4:41.656
3	3	2:08.236	43.401	46.952	37.883	265.4	6:49.892
4	3	2:14.938 B	43.450	47.104	44.384	266.0	9:04.830
5	3	3:45.770	2:20.894	47.572	37.304	264.7	12:50.600
6	3	2:07.590	43.534	46.765	37.291	266.0	14:58.190
7	3	2:20.471 B	44.714	48.551	47.206	232.8	17:18.661

99 — **Aston Martin Racing** — Aston Martin Vantage V8 — LMGTE Pro
1.Alex MACDOWALL 3.Fernando REES
2.Darryl O'YOUNG

Lap	D	Time	Sector 1	Sector 2	Sector 3	T. Spd	Elapsed
1	3	2:45.511	1:14.671	51.295	39.545	261.5	2:45.511
2	3	2:09.902	44.841	47.653	37.408	264.1	4:55.413
3	3	2:07.748	43.424	46.362	37.962	265.4	7:03.161
4	3	2:06.925	43.365	46.570	36.990	264.1	9:10.086
5	3	2:14.727 B	43.473	46.457	44.797	262.8	11:24.813
6	3	5:37.038	4:04.905	49.857	42.276	236.8	17:01.851
7	3	2:23.301	47.982	51.344	43.975	210.5	19:25.152
8	3	2:21.563	48.432	52.086	41.045	232.8	21:46.715
9	3	2:39.104 B	50.093	55.395	53.616	204.2	24:25.819
10	3	3:19.812	1:47.558	51.968	40.286	255.3	27:45.631
11	3	2:19.427	47.523	51.889	40.015	260.9	30:05.058
12	3	2:20.611	47.551	53.103	39.957	248.3	32:25.669
13	3	2:19.750	47.593	52.307	39.850	259.6	34:45.419
14	3	2:25.678 B	47.012	51.657	47.009	259.0	37:11.097
15	2	20:21.090	...	56.686	46.986	136.9	57:32.187
16	2	2:25.091	48.145	54.669	42.277	208.1	59:57.278
17	2	2:51.537 B	53.856	1:02.063	55.618	197.4	1:02:48.815