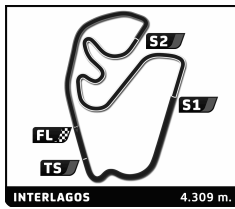


FIA WEC
6 Hours of Sao Paulo
Free Practice 3
Sector Analysis

■ Personal Best ■ Session Best B Crossing the finish line in pit lane

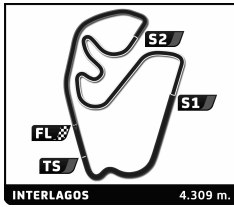
Lap	D	Time	Sector 1	Sector 2	Sector 3	T. Spd	Elapsed	Lap	D	Time	Sector 1	Sector 2	Sector 3	T. Spd	Elapsed		
1	Audi Sport Team Joest 1. Lucas DI GRASSI 2. Loic DUVAL							Audi R18 e-tron quattro LMP1 - H 3. Tom KRISTENSEN									
	1	3	1:57.526	54.795	42.978	19.753	287.2	1:57.526	11	1	1:18.719	20.187	39.352	19.180	279.1	15:41.613	
	2	3	1:20.365	20.523	40.567	19.275	276.9	3:17.891	12	1	1:19.433	20.562	39.740	19.131	257.8	17:01.046	
	3	3	1:20.073	20.537	39.914	19.622	270.7	4:37.964	13	1	1:20.040	20.533	40.046	19.461	262.8	18:21.086	
	4	3	1:20.120	20.433	40.283	19.404	288.0	5:58.084	14	1	1:20.732	20.710	40.530	19.492	268.7	19:41.818	
	5	3	1:19.886	20.475	40.120	19.291	278.4	7:17.970	15	1	1:20.408	20.799	40.284	19.325	254.7	21:02.226	
	6	3	1:22.132	20.362	42.274	19.496	280.5	8:40.102	16	1	1:19.300	20.404	39.692	19.204	263.4	22:21.526	
	7	3	1:19.698	20.400	39.891	19.407	285.0	9:59.800	17	1	1:31.058B	23.464	41.328	26.266	243.2	23:52.584	
	8	3	1:19.410	20.397	39.813	19.200	274.8	11:19.210	18	1	8:46.007	7:45.297	40.737	19.973		32:38.591	
	9	3	1:19.964	20.220	40.584	19.160	279.8	12:39.174	19	1	1:21.888	20.677	41.088	20.123	276.2	34:00.479	
	10	3	1:22.528	20.352	42.924	19.252	272.7	14:01.702	20	1	1:19.129	20.464	39.547	19.118	270.0	35:19.608	
	11	3	1:20.435	20.678	40.462	19.295	291.1	15:22.137	21	1	1:19.379	20.484	39.853	19.042	261.5	36:38.987	
	12	3	1:21.365	21.596	40.397	19.372	266.7	16:43.502	22	1	1:19.443	20.450	39.687	19.306	274.8	37:58.430	
	13	3	1:21.315	21.131	40.672	19.512	270.0	18:04.817	23	1	1:19.636	20.433	39.928	19.275	270.7	39:18.066	
	14	3	1:19.607	20.423	39.869	19.315	277.6	19:24.424	24	1	1:21.708	20.293	41.562	19.853	267.3	40:39.774	
	15	3	1:19.687	20.471	40.050	19.166	269.3	20:44.111	25	1	1:26.106B	20.254	40.477	25.375	288.8	42:05.880	
	16	3	1:19.697	20.376	39.999	19.322	282.0	22:03.808	26	3	5:35.035	4:34.669	40.930	19.436		47:40.915	
	17	3	1:20.369	20.433	40.760	19.176	274.8	23:24.177	27	3	1:22.343	20.623	41.597	20.123	270.0	49:03.258	
	18	3	1:20.250	20.499	40.123	19.628	279.1	24:44.427	28	3	1:19.389	20.325	39.672	19.392	300.0	50:22.647	
	19	3	1:20.547	20.624	40.524	19.399	264.7	26:04.974	29	3	1:21.622	20.996	40.911	19.715	261.5	51:44.269	
	20	3	1:19.273	20.163	39.971	19.139	290.3	27:24.247	30	3	1:20.493	20.430	39.907	20.156	278.4	53:04.762	
21	3	1:19.910	20.243	40.450	19.217	284.2	28:44.157	31	3	1:20.318	20.731	39.519	20.068	261.5	54:25.080		
22	3	1:22.661	20.212	43.146	19.303	283.5	30:06.818	32	3	1:22.501	21.226	41.528	19.747	239.5	55:47.581		
23	3	1:19.350	20.124	39.806	19.420	289.5	31:26.168	33	3	1:21.671	20.385	41.145	20.141	276.2	57:09.252		
24	3	1:20.407	20.370	40.797	19.240	287.2	32:46.575	34	3	1:19.384	20.396	39.659	19.329	274.1	58:28.636		
25	3	1:21.289	20.164	41.316	19.809	289.5	34:07.864	35	3	1:21.020	20.765	40.526	19.729	276.9	59:49.656		
26	3	1:18.918	20.190	39.620	19.108	290.3	35:26.782	36	3	1:19.433	20.372	39.792	19.269	283.5	1:01:09.089		
27	3	1:19.898	20.256	40.333	19.309	288.8	36:46.680										
28	3	1:27.906B	20.135	40.887	26.884	291.1	38:14.586										
29	1	6:26.157	5:25.441	40.851	19.865		44:40.743										
30	1	1:19.941	20.389	40.135	19.417	284.2	46:00.684										
31	1	1:19.856	20.326	40.185	19.345	285.7	47:20.540										
32	1	1:19.867	20.466	39.947	19.454	273.4	48:40.407										
33	1	1:20.328	20.323	40.480	19.525	276.9	50:00.735										
34	1	1:19.940	20.403	40.080	19.457	279.1	51:20.675										
35	1	1:21.518	21.099	40.602	19.817	277.6	52:42.193										
36	1	1:20.677	20.321	40.684	19.672	293.5	54:02.870										
37	1	1:20.364	20.781	40.283	19.300	282.7	55:23.234										
38	1	1:20.874	20.777	40.685	19.412	288.0	56:44.108										
39	1	1:20.930	20.770	40.785	19.375	280.5	58:05.038										
40	1	1:20.622	20.262	40.441	19.919	284.2	59:25.660										
41	1	1:20.166	20.253	39.938	19.975	279.8	1:00:45.826										
2	Audi Sport Team Joest 1. Marcel FÄSSLER 2. André LOTTERER							Audi R18 e-tron quattro LMP1 - H 3. Benoit TRÉLUYER									
	1	1	1:30.788	29.215	41.729	19.844		1:30.788									
	2	1	1:20.195	20.604	40.014	19.577	283.5	2:50.983									
	3	1	1:21.114	20.974	40.304	19.836	233.3	4:12.097									
	4	1	1:20.509	20.839	40.105	19.565	276.2	5:32.606									
	5	1	1:20.448	20.609	40.611	19.228	264.7	6:53.054									
	6	1	1:19.929	20.597	40.070	19.262	269.3	8:12.983									
	7	1	1:19.800	20.506	39.953	19.341	260.9	9:32.783									
	8	1	1:19.082	20.475	39.510	19.097	277.6	10:51.865									
	9	1	1:26.691B	20.737	39.798	26.156	274.1	12:18.556									
	10	1	2:04.338	1:04.871	40.094	19.373		14:22.894									
	7	Toyota Racing 1. Alexander WURZ 2. Stéphane SARRAZIN							Toyota TS 040 - Hybrid LMP1 - H 3. Mike CONWAY								
		1	1	1:45.579	41.743	44.311	19.525		1:45.579								
		2	1	1:19.802	20.508	40.146	19.148	285.7	3:05.381								
		3	1	1:23.892	20.198	44.347	19.347	288.0	4:29.273								
		4	1	1:19.712	20.313	40.267	19.132	288.0	5:48.985								
		5	1	1:21.536	20.383	40.753	20.400	289.5	7:10.521								
		6	1	1:21.405	20.313	41.867	19.225	279.1	8:31.926								
		7	1	1:19.404	20.310	39.930	19.164	290.3	9:51.330								
		8	1	1:21.116	20.292	41.550	19.274	292.7	11:12.446								
		9	1	1:19.677	20.336	40.103	19.238	291.1	12:32.123								
10		1	1:28.882B	20.215	41.382	27.285	291.1	14:01.005									
11		2	8:00.018	6:59.442	41.115	19.461		22:01.023									
12		2	1:20.594	20.943	40.486	19.165	288.0	23:21.617									
13		2	1:20.655	20.255	41.115	19.285	290.3	24:42.272									
14		2	1:19.361	20.086	40.063	19.212	289.5	26:01.633									
15		2	1:19.437	20.113	40.017	19.307	289.5	27:21.070									
16		2	1:26.789B	20.095	40.580	26.114	289.5	28:47.859									
17		2	7:56.306	6:55.195	41.199	19.912		36:44.165									
18		2	1:22.568	19.839	42.893	19.836	291.9	38:06.733									
19		2	1:18.836	19.846	39.949	19.041	291.1	39:25.569									
20		2	1:19.687	20.214	40.321	19.152	288.8	40:45.256									
21	2	1:28.684B	20.100	41.004	27.580	288.8	42:13.940										
22	3	3:33.198	2:31.264	41.487	20.447		45:47.138										
23	3	1:18.650	19.993	39.698	18.959	292.7	47:05.788										
24	3	1:19.965	20.276	40.657	19.032	290.3	48:25.753										



FIA WEC
6 Hours of Sao Paulo
Free Practice 3
Sector Analysis

■ Personal Best ■ Session Best B Crossing the finish line in pit lane

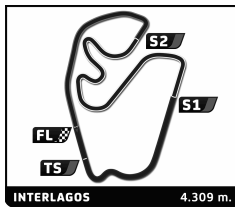
Lap	D	Time	Sector 1	Sector 2	Sector 3	T. Spd	Elapsed	Lap	D	Time	Sector 1	Sector 2	Sector 3	T. Spd	Elapsed
29	3	1:29.561 B	20.471	40.034	29.056	284.2	55:17.161	17	1	1:22.781	20.805	41.925	20.051	295.9	34:57.171
30	3	5:28.733	4:27.790	40.678	20.265		1:00:45.894	18	1	1:31.813 B	21.149	42.290	28.374	299.2	36:28.984
<div style="border: 1px solid black; padding: 5px;"> 8 Toyota Racing Toyota TS 040 - Hybrid 1. Anthony DAVIDSON LMP1 - H 2. Sébastien BUEMI </div>								<div style="border: 1px solid black; padding: 5px;"> 12 Rebellion Racing Rebellion R-One - Toyota 1. Nicolas PROST LMP1 - L 2. Nick HEIDFELD 3. Mathias BECHE </div>							
1	1	1:44.616	40.422	43.849	20.345		1:44.616	1	1	2:05.486	59.384	45.657	20.445		2:05.486
2	1	1:22.899	21.297	42.610	18.992	288.0	3:07.515	2	1	1:26.122	21.620	43.920	20.582	286.5	3:31.608
3	1	1:19.109	20.031	40.055	19.023	289.5	4:26.624	3	1	1:28.445	22.706	45.639	20.100	286.5	5:00.053
4	1	1:18.899	19.946	39.726	19.227	291.1	5:45.523	4	1	1:22.447	20.910	41.285	20.252	285.0	6:22.500
5	1	1:19.325	19.924	40.406	18.995	291.9	7:04.848	5	1	1:23.454	21.014	41.795	20.645	285.0	7:45.954
6	1	1:30.833 B	20.043	41.330	29.460	292.7	8:35.681	6	1	1:22.404	21.106	41.180	20.118	286.5	9:08.358
7	1	5:47.929	4:46.568	42.272	19.089		14:23.610	7	1	1:21.753	20.862	40.859	20.032	285.7	10:30.111
8	1	1:19.136	20.016	40.004	19.116	290.3	15:42.746	8	1	1:29.956 B	21.081	41.204	27.671	286.5	12:00.067
9	1	1:19.530	19.964	40.356	19.210	290.3	17:02.276	9	2	3:32.950	2:27.549	44.954	20.447		15:33.017
10	1	1:19.931	20.013	40.756	19.162	291.1	18:22.207	10	2	1:22.459	21.195	41.085	20.179	285.0	16:55.476
11	1	1:20.681	19.893	41.463	19.325	293.5	19:42.888	11	2	1:29.695	21.359	47.905	20.431	286.5	18:25.171
12	1	1:27.648 B	20.566	40.845	26.237	298.3	21:10.536	12	2	1:22.659	20.984	41.206	20.469	284.2	19:47.830
13	1	5:56.550	4:54.715	42.057	19.778		27:07.086	13	2	1:26.518	20.669	45.302	20.547	285.7	21:14.348
14	1	1:18.924	19.773	40.259	18.892	291.9	28:26.010	14	2	1:34.940 B	20.874	45.509	28.557	284.2	22:49.288
15	1	1:21.431	20.308	41.020	20.103	290.3	29:47.441	15	2	10:21.922	9:16.215	43.618	22.089		33:11.210
16	1	1:18.572	20.125	39.585	18.862	283.5	31:06.013	16	2	1:22.325	20.815	40.653	20.857	285.7	34:33.535
17	1	1:20.055	20.617	40.338	19.100	296.7	32:26.068	17	2	1:26.086	20.751	43.473	21.862	281.2	35:59.621
18	1	1:25.307 B	19.992	39.746	25.569	298.3	33:51.375	18	2	1:45.775	23.704	59.499	22.572	288.0	37:45.396
19	2	2:37.335	1:34.697	42.716	19.922		36:28.710	19	2	1:29.661	20.978	45.200	23.483	285.0	39:15.057
20	2	1:19.745	19.766	40.954	19.025	297.5	37:48.455	20	2	1:29.067	20.742	46.548	21.777	285.0	40:44.124
21	2	1:18.993	19.760	40.150	19.083	295.1	39:07.448	21	2	1:29.117 B	20.735	41.185	27.197	285.7	42:13.241
22	2	1:21.019	19.908	42.000	19.111	289.5	40:28.467	22	3	4:30.036	3:24.224	44.951	20.861		46:43.277
23	2	1:20.864	19.993	40.713	20.158	287.2	41:49.331	23	3	1:22.086	21.113	40.954	20.019	279.8	48:05.363
24	2	1:19.546	20.537	40.061	18.948	290.3	43:08.877	24	3	1:21.334	20.800	40.494	20.040	282.0	49:26.697
25	2	1:29.274 B	20.126	42.962	26.186	296.7	44:38.151	25	3	1:43.865	21.876	1:01.614	20.375	286.5	51:10.562
26	2	6:27.434	5:24.466	42.824	20.144		51:05.585	26	3	1:28.076	20.945	47.036	20.095	285.0	52:38.638
27	2	1:20.288	19.818	41.410	19.060	291.1	52:25.873	27	3	1:23.489	20.843	42.630	20.016	285.0	54:02.127
28	2	1:18.727	19.789	39.846	19.092	291.1	53:44.600	28	3	1:21.206	20.899	40.216	20.091	285.7	55:23.333
29	2	1:18.868	19.839	40.042	18.987	290.3	55:03.468	29	3	1:23.747	21.821	41.869	20.057	285.0	56:47.080
30	2	1:18.430	19.764	39.631	19.035	291.9	56:21.898	30	3	1:22.105	20.892	41.163	20.050	285.0	58:09.185
31	2	1:18.912	19.931	39.755	19.226	291.9	57:40.810	31	3	1:21.175	20.778	40.412	19.985	285.0	59:30.360
32	2	1:18.427	19.846	39.590	18.991	291.9	58:59.237	32	3	1:37.247 B	23.211	44.643	29.393	283.5	1:01:07.607
33	2	1:30.940 B	20.238	43.339	27.363	291.9	1:00:30.177	<div style="border: 1px solid black; padding: 5px;"> 13 Rebellion Racing Rebellion R-One - Toyota 1. Dominik KRAHAMER LMP1 - L 2. Andrea BELICCHI 3. Fabio LEIMER </div>							
1	2	1:53.719 B	38.159	45.976	29.584		1:53.719	1	1	2:06.005	59.816	45.764	20.425		2:06.005
2	2	5:08.394	4:02.410	45.541	20.443		7:02.113	2	1	1:26.349	21.458	43.805	21.086	285.0	3:32.354
3	2	1:24.726	21.065	43.678	19.983	297.5	8:26.839	3	1	1:24.319	22.113	41.787	20.419	285.0	4:56.673
4	2	1:23.689	20.846	42.836	20.007	296.7	9:50.528	4	1	1:23.467	21.161	41.876	20.430	283.5	6:20.140
5	2	1:25.096	20.970	44.299	19.827	297.5	11:15.624	5	1	1:22.578	21.039	41.263	20.276	282.7	7:42.718
6	2	1:22.804	20.886	42.133	19.785	297.5	12:38.428	6	1	1:22.370	21.007	41.086	20.277	284.2	9:05.088
7	2	1:24.982	20.734	44.408	19.840	298.3	14:03.410	7	1	1:22.530	21.019	41.147	20.364	284.2	10:27.618
8	2	1:33.232 B	20.930	43.999	28.303	299.2	15:36.642	8	1	1:23.000	21.001	41.385	20.614	284.2	11:50.618
9	2	5:38.891	4:31.058	47.321	20.512		21:15.533	9	1	1:22.718	21.359	41.179	20.180	287.2	13:13.336
10	2	1:23.603	20.943	42.587	20.073	299.2	22:39.136	10	1	1:30.682 B	21.033	41.424	28.225	285.7	14:44.018
11	2	1:22.498	20.925	41.848	19.725	295.9	24:01.634	11	2	5:49.583	4:44.683	44.573	20.327		20:33.601
12	2	1:22.350	20.823	41.645	19.882	297.5	25:23.984	12	2	1:23.572	21.411	41.535	20.626	282.0	21:57.173
13	2	1:34.171 B	21.662	44.042	28.467	300.8	26:58.155								
14	1	3:47.338	2:41.697	45.288	20.353		30:45.493								
15	1	1:23.064	20.743	42.060	20.261	297.5	32:08.557								
16	1	1:25.833	21.666	42.428	21.739	299.2	33:34.390								



FIA WEC
6 Hours of Sao Paulo
Free Practice 3
Sector Analysis

■ Personal Best ■ Session Best B Crossing the finish line in pit lane

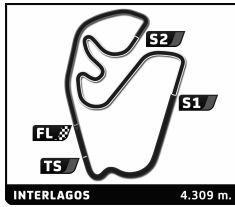
Lap	D	Time	Sector 1	Sector 2	Sector 3	T. Spd	Elapsed	Lap	D	Time	Sector 1	Sector 2	Sector 3	T. Spd	Elapsed
13	2	1:22.846	21.175	41.355	20.316	281.2	23:20.019	37	1	2:25.887	1:21.978	44.938	18.971		56:06.648
14	2	1:22.968	21.113	41.609	20.246	284.2	24:42.987	38	1	1:20.167	20.214	40.625	19.328	291.1	57:26.815
15	2	1:22.504	21.018	41.267	20.219	284.2	26:05.491	39	1	1:28.282 B	21.210	41.247	25.825	289.5	58:55.097
16	2	1:32.400 B	20.979	42.101	29.320	284.2	27:37.891	40	1	1:38.159	36.724	42.654	18.781		1:00:33.256
17	2	6:09.158	4:55.435	52.958	20.765		33:47.049	20 Porsche Team Porsche 919 Hybrid LMP1 - H 1.Timo BERNHARD 3.Brendon HARTLEY 2.Mark WEBBER							
18	2	1:21.681	20.942	40.640	20.099	283.5	35:08.730	1	3	1:47.138 B	30.314	49.937	26.887		1:47.138
19	2	1:21.895	20.897	40.889	20.109	285.0	36:30.625	2	3	1:50.173 B	36.555	45.410	28.208		3:37.311
20	2	1:31.298 B	21.120	41.451	28.727	284.2	38:01.923	3	1	2:22.924	1:16.599	46.379	19.946		6:00.235
21	3	9:14.034	8:09.726	43.759	20.549		47:15.957	4	1	1:21.060	20.587	41.785	18.688	288.0	7:21.295
22	3	1:26.800	21.073	43.408	22.319	282.7	48:42.757	5	1	1:20.040	20.149	41.054	18.837	291.9	8:41.335
23	3	1:22.135	20.982	41.220	19.933	282.7	50:04.892	6	1	1:20.109	20.913	40.576	18.620	291.9	10:01.444
24	3	1:21.348	20.838	40.420	20.090	286.5	51:26.240	7	1	1:19.708	20.680	40.372	18.656	291.9	11:21.152
25	3	1:35.126	20.777	51.813	22.536	285.7	53:01.366	8	1	1:19.365	19.989	40.720	18.656	293.5	12:40.517
26	3	1:26.775	20.807	41.320	24.648	285.0	54:28.141	9	1	1:19.594	19.883	41.039	18.672	295.1	14:00.111
27	3	1:22.186	21.074	41.215	19.897	277.6	55:50.327	10	1	1:20.496	21.599	40.157	18.740	296.7	15:20.607
28	3	1:24.117	22.311	41.875	19.931	273.4	57:14.444	11	1	1:19.413	20.301	40.481	18.631	291.9	16:40.020
29	3	1:22.164	21.475	40.769	19.920	287.2	58:36.608	12	1	1:22.649	19.917	43.991	18.741	293.5	18:02.669
30	3	1:40.345 B	20.772	44.777	34.796	288.0	1:00:16.953	13	1	1:18.888	19.836	40.209	18.843	294.3	19:21.557
14 Porsche Team Porsche 919 Hybrid LMP1 - H 1.Romain DUMAS 3.Marc LIEB 2.Neel JANI								14	1	1:19.139	19.969	40.386	18.784	291.1	20:40.696
1	3	1:43.987	36.169	47.490	20.328		1:43.987	15	1	1:18.670	19.860	40.283	18.527	294.3	21:59.366
2	3	1:18.935	19.946	40.457	18.532	315.8	3:02.922	16	1	1:19.378	19.851	40.796	18.731	293.5	23:18.744
3	3	1:19.443	20.032	40.765	18.646	294.3	4:22.365	17	1	1:18.932	19.888	40.587	18.457	292.7	24:37.676
4	3	1:18.941	20.162	40.140	18.639	290.3	5:41.306	18	1	1:18.614	19.775	40.155	18.684	295.1	25:56.290
5	3	1:20.286	20.058	40.604	19.624	292.7	7:01.592	19	1	1:18.698	19.755	40.132	18.811	293.5	27:14.988
6	3	1:18.897	20.024	40.319	18.554	287.2	8:20.489	20	1	1:18.483	19.782	40.189	18.512	293.5	28:33.471
7	3	1:19.521	20.008	40.993	18.520	291.1	9:40.010	21	1	1:20.460	21.731	40.090	18.639	295.1	29:53.931
8	3	1:25.665 B	20.056	40.128	25.481	290.3	11:05.675	22	1	1:26.955 B	19.872	40.362	26.721	294.3	31:20.886
9	2	2:46.817	1:36.370	50.860	19.587		13:52.492	23	2	2:41.298	1:38.219	42.878	20.201		34:02.184
10	2	1:19.955	19.575	41.797	18.583	321.4	15:12.447	24	2	1:21.487	20.321	41.781	19.385	272.7	35:23.671
11	2	1:20.179	19.961	41.481	18.737	295.1	16:32.626	25	2	1:20.588	20.190	41.764	18.634	319.5	36:44.259
12	2	1:19.312	20.087	40.280	18.945	289.5	17:51.938	26	2	1:32.147	20.780	51.290	20.077	288.0	38:16.406
13	2	1:18.411	19.818	40.046	18.547	292.7	19:10.349	27	2	1:19.044	19.943	40.332	18.769	318.6	39:35.450
14	2	1:20.203	19.856	41.786	18.561	288.8	20:30.552	28	2	1:26.685 B	19.857	41.270	25.558	290.3	41:02.135
15	2	1:18.657	19.981	40.058	18.618	290.3	21:49.209	29	2	3:18.451	2:17.287	41.852	19.312		44:20.586
16	2	1:19.443	19.836	40.689	18.918	288.8	23:08.652	30	2	1:18.057	19.710	39.720	18.627	319.5	45:38.643
17	2	1:26.941 B	19.909	40.340	26.692	288.8	24:35.593	31	2	1:32.808	20.216	52.957	19.635	294.3	47:11.451
18	2	2:28.308	1:22.550	45.933	19.825		27:03.901	32	2	1:17.948	19.579	39.809	18.560	320.5	48:29.399
19	2	1:19.721	20.460	40.247	19.014	319.5	28:23.622	33	2	1:32.991	20.005	53.117	19.869	291.9	50:02.390
20	2	1:22.164	20.137	42.312	19.715	285.0	29:45.786	34	2	1:18.197	19.560	40.088	18.549	321.4	51:20.587
21	2	1:19.142	21.093	39.697	18.352	322.4	31:04.928	35	2	1:28.743 B	21.347	41.139	26.257	291.9	52:49.330
22	2	1:24.721	21.723	43.283	19.715	295.9	32:29.649	36	1	2:23.091	1:21.554	42.025	19.512		55:12.421
23	2	1:17.572	19.631	39.540	18.401	322.4	33:47.221	37	1	1:19.216	19.631	40.896	18.689	324.3	56:31.637
24	2	1:28.854 B	21.121	40.801	26.932	288.0	35:16.075	38	1	1:22.315	20.337	42.660	19.318	291.9	57:53.952
25	3	2:40.719	1:38.496	42.856	19.367		37:56.794	39	1	1:18.411	19.573	40.089	18.749	324.3	59:12.363
26	3	1:19.177	20.636	40.041	18.500	315.8	39:15.971	40	1	1:29.057 B	20.134	40.987	27.936	292.7	1:00:41.420
27	3	1:22.506	20.010	43.125	19.371	294.3	40:38.477	26 G-Drive Racing Ligier JS P2 - Nissan LMP2 1.Roman RUSINOV 3.Julien CANAL 2.Olivier PLA							
28	3	1:20.122	19.643	41.742	18.737	321.4	41:58.599	1	1	3:48.271	2:40.680	45.897	21.694		3:48.271
29	3	1:20.963	20.231	41.272	19.460	292.7	43:19.562	2	1	1:27.438	22.728	43.093	21.617	256.5	5:15.709
30	3	1:20.425	19.926	41.097	19.402	322.4	44:39.987	3	1	1:27.223	21.942	43.169	22.112	262.8	6:42.932
31	3	1:25.893 B	19.903	40.122	25.868	291.1	46:05.880	4	1	1:25.725	21.950	42.417	21.358	261.5	8:08.657
32	3	2:07.715	1:07.753	41.005	18.957		48:13.595	5	1	1:26.910	22.487	42.238	22.185	262.1	9:35.567
33	3	1:19.293	20.089	40.442	18.762	288.0	49:32.888	6	1	1:31.769 B	21.848	42.100	27.821	260.9	11:07.336
34	3	1:19.931	19.940	41.192	18.799	289.5	50:52.819	7	1	6:50.870	5:46.509	42.927	21.434		17:58.206
35	3	1:20.252	20.080	41.275	18.897	290.3	52:13.071								
36	3	1:27.690 B	20.342	41.592	25.756	291.1	53:40.761								



FIA WEC
6 Hours of Sao Paulo
Free Practice 3
Sector Analysis

■ Personal Best ■ Session Best B Crossing the finish line in pit lane

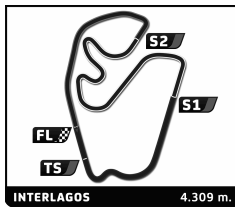
Lap	D	Time	Sector 1	Sector 2	Sector 3	T. Spd	Elapsed	Lap	D	Time	Sector 1	Sector 2	Sector 3	T. Spd	Elapsed
8	1	1:24.528	21.823	41.489	21.216	255.9	19:22.734								
9	1	1:24.597	21.604	41.774	21.219	259.0	20:47.331								
10	1	1:24.241	21.604	41.519	21.118	263.4	22:11.572								
11	1	1:33.271 B	21.394	43.297	28.580	263.4	23:44.843								
12	2	5:19.987	4:13.956	44.482	21.549		29:04.830								
13	2	1:24.386	21.719	41.463	21.204	260.9	30:29.216								
14	2	1:24.371	21.610	41.576	21.185	258.4	31:53.587								
15	2	1:24.387	21.667	41.537	21.183	259.6	33:17.974								
16	2	1:32.604 B	21.616	41.805	29.183	264.1	34:50.578								
17	3	6:48.636	5:43.070	44.013	21.553		41:39.214								
18	3	1:26.414	21.927	42.959	21.528	260.2	43:05.628								
19	3	1:26.472	21.935	43.111	21.426	259.0	44:32.100								
20	3	1:26.237	21.812	43.071	21.354	263.4	45:58.337								
21	3	1:25.580	21.825	42.547	21.208	260.2	47:23.917								
22	3	1:26.146	21.636	43.073	21.437	259.6	48:50.063								
23	3	1:25.192	21.680	42.240	21.272	260.2	50:15.255								
24	3	1:25.105	21.679	42.019	21.407	259.0	51:40.360								
25	3	1:25.440	21.578	41.980	21.882	264.1	53:05.800								
26	3	1:33.299 B	21.706	42.090	29.503	259.6	54:39.099								
								27	SMP Racing		Oreca 03R - Nissan				
								1.Sergey ZLOBIN		3.Maurizio MEDIANI		Oreca 03R - Nissan		LMP2	
								2.Nicolas MINASSIAN							
1	2	1:57.993	48.454	47.171	22.368		1:57.993								
2	2	1:29.930	22.930	45.086	21.914	256.5	3:27.923								
3	2	1:26.707	22.279	42.844	21.584	257.1	4:54.630								
4	2	1:26.375	22.097	42.653	21.625	257.8	6:21.005								
5	2	1:34.896 B	22.053	44.079	28.764	260.9	7:55.901								
6	2	3:49.864	2:44.029	44.339	21.496		11:45.765								
7	2	1:25.186	21.766	42.054	21.366	259.0	13:10.951								
8	2	1:25.206	21.733	42.051	21.422	259.0	14:36.157								
9	2	1:32.351 B	21.739	42.236	28.376	260.2	16:08.508								
10	3	3:47.252	2:38.729	46.412	22.111		19:55.760								
11	3	1:27.111	22.437	43.132	21.542	258.4	21:22.871								
12	3	1:29.644	22.464	45.153	22.027	260.9	22:52.515								
13	3	1:27.726	22.296	43.866	21.564	259.0	24:20.241								
14	3	1:26.231	22.132	42.327	21.772	259.0	25:46.472								
15	3	1:26.183	22.069	42.634	21.480	259.0	27:12.655								
16	3	1:26.683	22.145	42.903	21.635	259.6	28:39.338								
17	3	1:36.976 B	22.410	43.023	31.543	259.0	30:16.314								
18	1	3:52.276 B	2:32.807	48.365	31.104		34:08.590								
19	1	3:13.297	2:04.914	46.013	22.370		37:21.887								
20	1	1:29.606	22.683	44.696	22.227	254.7	38:51.493								
21	1	1:30.706	22.736	45.462	22.508	255.9	40:22.199								
22	1	1:29.326	22.635	44.278	22.413	256.5	41:51.525								
23	1	1:29.389	22.602	44.496	22.291	257.8	43:20.914								
24	1	1:28.615	22.667	43.922	22.026	254.7	44:49.529								
25	1	1:28.278	22.421	43.900	21.957	259.6	46:17.807								
26	1	1:29.310	22.839	44.460	22.011	262.8	47:47.117								
27	1	1:30.443	22.858	45.184	22.401	259.0	49:17.560								
28	1	1:29.479	22.564	44.448	22.467	259.0	50:47.039								
29	1	1:28.812	22.437	44.427	21.948	259.0	52:15.851								
30	1	1:30.610	22.867	45.766	21.977	257.8	53:46.461								
31	1	1:28.053	22.436	43.647	21.970	257.8	55:14.514								
32	1	1:28.693	22.583	44.114	21.996	258.4	56:43.207								
33	1	1:29.063	22.543	44.597	21.923	259.6	58:12.270								
34	1	1:29.704	22.670	44.626	22.408	260.2	59:41.974								
35	1	1:35.468 B	22.566	43.919	28.983	251.7	1:01:17.442								
								37	SMP Racing		Oreca 03R - Nissan				
								1.Kirill LADYGIN		3.Anton LADYGIN		Oreca 03R - Nissan		LMP2	
								2.Viktor SHAITAR							
1	3	2:37.871	1:27.348	48.207	22.316		2:37.871								
2	3	1:29.175	23.081	44.196	21.898	257.8	4:07.046								
3	3	1:27.139	22.415	43.243	21.481	260.9	5:34.185								
4	3	1:28.702	22.306	44.055	22.341	262.8	7:02.887								
5	3	1:35.448 B	22.193	43.659	29.596	262.1	8:38.335								
6	3	3:10.692	1:56.823	51.144	22.725		11:49.027								
7	3	1:28.269	22.973	43.542	21.754	260.9	13:17.296								
8	3	1:25.805	21.975	42.552	21.278	260.9	14:43.101								
9	3	1:25.535	21.775	42.466	21.294	262.8	16:08.636								
10	3	1:26.368	22.546	42.409	21.413	264.1	17:35.004								
11	3	1:33.635 B	21.852	42.815	28.968	264.1	19:08.639								
12	1	3:27.202	2:21.349	44.329	21.524		22:35.841								
13	1	1:26.448	22.269	42.398	21.781	260.9	24:02.289								
14	1	1:25.887	22.040	42.508	21.339	263.4	25:28.176								
15	1	1:26.299	21.817	42.969	21.513	262.8	26:54.475								
16	1	1:26.472	22.454	42.655	21.363	265.4	28:20.947								
17	1	1:27.090	21.925	43.525	21.640	262.8	29:48.037								
18	1	1:34.753 B	22.036	43.758	28.959	263.4	31:22.790								
19	2	4:23.162	3:16.045	44.724	22.393		35:45.952								
20	2	1:27.397	22.414	43.439	21.544	258.4	37:13.349								
21	2	1:28.977	22.118	45.188	21.671	261.5	38:42.326								
22	2	1:28.478	22.558	43.882	22.038	261.5	40:10.804								
23	2	1:26.776	22.199	43.011	21.566	259.6	41:37.580								
24	2	1:26.546	22.220	42.854	21.472	260.9	43:04.126								
25	2	1:30.334	21.987	46.071	22.276	259.6	44:34.460								
26	2	1:27.004	22.162	42.872	21.970	261.5	46:01.464								
27	2	1:36.417 B	23.123	43.408	29.886	262.1	47:37.881								
28	2	3:07.847	1:58.791	47.438	21.618		50:45.728								
29	2	1:25.874	21.773	42.690	21.411	259.6	52:11.602								
30	2	1:27.242	22.149	43.612	21.481	262.8	53:38.844								
31	2	1:26.749	21.960	42.988	21.801	259.0	55:05.593								
								47	KCMG		Oreca 03R - Nissan				
								1.Matthew HOWSON		3.Alexandre IMPERATORI		Oreca 03R - Nissan		LMP2	
								2.Richard BRADLEY							
1	3	4:50.735 B	3:21.577	55.811	33.347		4:50.735								
2	1	54:36.004	...	48.311	22.411		59:26.739								
3	1	1:39.803 B	23.570	45.418	30.815	259.6	1:01:06.542								
								51	AF Corse		Ferrari F458 Italia				
								1.Gianmaria BRUNI		LMGTE Pro					
								2.Toni VILANDER							
1	2	2:13.909	59.393	50.725	23.791		2:13.909								
2	2	1:33.869	24.346	46.522	23.001	241.1	3:47.778								
3	2	1:32.364	23.446	45.974	22.944	252.3	5:20.142								
4	2	1:33.935	23.806	47.115	23.014	251.7	6:54.077								
5	2	1:40.691 B	23.415	46.554	30.722	252.9	8:34.768								
6	2	2:57.304	1:48.322	45.98											



FIA WEC
6 Hours of Sao Paulo
Free Practice 3
Sector Analysis

■ Personal Best ■ Session Best B Crossing the finish line in pit lane

Lap	D	Time	Sector 1	Sector 2	Sector 3	T. Spd	Elapsed	Lap	D	Time	Sector 1	Sector 2	Sector 3	T. Spd	Elapsed
14	1	1:32.960	23.551	46.472	22.937	252.3	25:18.373	33	2	1:31.641	23.868	45.165	22.608	252.9	59:01.894
15	1	1:34.389	23.212	48.028	23.149	254.1	26:52.762	34	2	1:31.155	23.182	45.247	22.726	252.3	1:00:33.049
16	1	1:32.053	23.259	45.848	22.946	252.9	28:24.815	71 AF Corse Ferrari F458 Italia							
17	1	1:31.266	23.162	45.347	22.757	252.9	29:56.081	1.Davide RIGON LMGTE Pro							
18	1	1:31.982	23.121	45.391	23.470	253.5	31:28.063	2.James CALADO							
19	1	1:31.344	23.171	45.393	22.780	252.9	32:59.407	1	1	2:10.179	56.684	50.248	23.247		2:10.179
20	1	1:39.718B	23.138	46.151	30.429	253.5	34:39.125	2	1	1:31.890	23.431	45.616	22.843	251.2	3:42.069
21	1	2:30.401	1:20.789	46.658	22.954		37:09.526	3	1	1:31.868	23.295	45.556	23.017	251.7	5:13.937
22	1	1:30.951	23.106	45.212	22.633	252.3	38:40.477	4	1	1:31.751	23.244	45.670	22.837	251.7	6:45.688
23	1	1:30.921	22.980	45.101	22.840	252.3	40:11.398	5	1	1:31.774	23.310	45.480	22.984	251.7	8:17.462
24	1	1:38.083	23.120	51.835	23.128	252.9	41:49.481	6	1	1:40.195B	23.303	45.528	31.364	252.3	9:57.657
25	1	1:31.298	23.294	45.230	22.774	252.9	43:20.779	7	1	5:55.091	4:46.168	46.060	22.863		15:52.748
26	1	1:41.286B	24.507	46.287	30.492	254.7	45:02.065	8	1	1:31.783	23.399	45.437	22.947	250.6	17:24.531
27	2	2:36.009	1:25.084	47.931	22.994		47:38.074	9	1	1:31.448	23.268	45.347	22.833	250.0	18:55.979
28	2	1:31.146	23.264	45.209	22.673	251.7	49:09.220	10	1	1:31.592	23.300	45.401	22.891	250.6	20:27.571
29	2	1:30.843	22.973	45.230	22.640	254.1	50:40.063	11	1	1:31.973	23.313	45.590	23.070	250.6	21:59.544
30	2	1:30.818	22.947	45.302	22.569	253.5	52:10.881	12	1	1:39.768B	23.348	46.196	30.224	251.2	23:39.312
31	2	1:37.703	23.100	51.389	23.214	254.1	53:48.584	13	2	3:14.644	2:00.964	50.399	23.281		26:53.956
32	2	1:31.197	23.206	45.349	22.642	252.9	55:19.781	14	2	1:31.753	23.224	45.688	22.841	252.3	28:25.709
33	2	1:31.307	23.015	45.588	22.704	253.5	56:51.088	15	2	1:31.662	23.306	45.453	22.903	253.5	29:57.371
34	2	1:30.927	22.948	45.343	22.636	252.9	58:22.015	16	2	1:31.643	23.269	45.551	22.823	252.9	31:29.014
35	2	1:44.621B	24.268	49.096	31.257	252.9	1:00:06.636	17	2	1:33.676	23.255	47.579	22.842	252.9	33:02.690
61 AF Corse Ferrari F458 Italia								71 AF Corse Ferrari F458 Italia							
1.Emerson FITTIPALDI								1.Davide RIGON							
2.Alessandro PIER GUIDI								2.James CALADO							
3.Jeffrey SEGAL															
LMGTE Am								LMGTE Pro							
1	2	2:14.379	54.071	55.767	24.541		2:14.379	1	1	2:10.179	56.684	50.248	23.247		2:10.179
2	2	1:37.882	25.328	49.100	23.454	235.3	3:52.261	2	1	1:31.890	23.431	45.616	22.843	251.2	3:42.069
3	2	1:32.404	23.724	45.873	22.807	252.3	5:24.665	3	1	1:31.868	23.295	45.556	23.017	251.7	5:13.937
4	2	1:32.197	23.372	46.076	22.749	254.1	6:56.862	4	1	1:31.751	23.244	45.670	22.837	251.7	6:45.688
5	2	1:32.453	23.289	45.794	23.370	251.2	8:29.315	5	1	1:31.774	23.310	45.480	22.984	251.7	8:17.462
6	2	1:31.406	23.217	45.455	22.734	254.1	10:00.721	6	1	1:40.195B	23.303	45.528	31.364	252.3	9:57.657
7	2	1:40.538B	24.194	45.856	30.488	255.3	11:41.259	7	1	5:55.091	4:46.168	46.060	22.863		15:52.748
8	2	2:48.886	1:39.812	46.328	22.746		14:30.145	8	1	1:31.783	23.399	45.437	22.947	250.6	17:24.531
9	2	1:30.579	22.988	44.979	22.612	255.3	16:00.724	9	1	1:31.448	23.268	45.347	22.833	250.0	18:55.979
10	2	1:30.684	22.965	45.078	22.641	254.1	17:31.408	10	1	1:31.592	23.300	45.401	22.891	250.6	20:27.571
11	2	1:33.439	23.121	47.378	22.940	254.7	19:04.847	11	1	1:31.973	23.313	45.590	23.070	250.6	21:59.544
12	2	1:40.583B	23.185	46.551	30.847	253.5	20:45.430	12	1	1:39.768B	23.348	46.196	30.224	251.2	23:39.312
13	3	2:48.839	1:35.115	50.336	23.388		23:34.269	13	2	3:14.644	2:00.964	50.399	23.281		26:53.956
14	3	1:32.855	23.677	46.212	22.966	252.3	25:07.124	14	2	1:31.753	23.224	45.688	22.841	252.3	28:25.709
15	3	1:32.076	23.549	45.787	22.740	253.5	26:39.200	15	2	1:31.662	23.306	45.453	22.903	253.5	29:57.371
16	3	1:31.951	23.283	45.651	23.017	250.6	28:11.151	16	2	1:31.643	23.269	45.551	22.823	252.9	31:29.014
17	3	1:33.213	23.413	46.996	22.804	250.6	29:44.364	17	2	1:33.676	23.255	47.579	22.842	252.9	33:02.690
18	3	1:32.438	23.328	46.039	23.071	250.6	31:16.802	18	2	1:31.542	23.147	45.515	22.880	252.3	34:34.232
19	3	1:44.025B	23.459	49.122	31.444	254.1	33:00.827	19	2	1:40.401B	23.275	45.494	31.632	252.3	36:14.633
20	1	3:49.894	2:36.521	50.041	23.332		36:50.721	20	2	3:09.198	1:58.310	47.928	22.960		39:23.831
21	1	1:35.829	24.654	47.854	23.321	247.7	38:26.550	21	2	1:31.026	23.129	45.139	22.758	250.0	40:54.857
22	1	1:35.286	24.286	47.733	23.267	251.2	40:01.836	22	2	1:31.001	23.057	45.108	22.836	250.6	42:25.858
23	1	1:34.014	24.191	46.684	23.139	250.0	41:35.850	23	2	1:30.725	23.027	44.978	22.720	251.2	43:56.583
24	1	1:34.117	24.118	46.862	23.137	252.9	43:09.967	24	2	1:31.185	23.063	45.368	22.754	252.3	45:27.768
25	1	1:33.631	23.970	46.486	23.175	252.9	44:43.598	25	2	1:30.946	22.999	45.233	22.714	253.5	46:58.714
26	1	1:33.796	24.025	46.837	22.934	254.1	46:17.394	26	2	1:39.966B	23.131	46.879	29.956	253.5	48:38.680
27	1	1:35.032	24.733	47.509	22.790	255.3	47:52.426	27	1	2:44.581	1:31.632	49.816	23.133		51:23.261
28	1	1:33.274	23.775	46.735	22.764	252.3	49:25.700	28	1	1:31.605	23.211	45.547	22.847	251.7	52:54.866
29	1	1:34.601	23.843	47.941	22.817	252.9	51:00.301	29	1	1:31.038	23.100	45.211	22.727	251.7	54:25.904
30	1	1:33.682	23.956	46.725	23.001	251.2	52:33.983	30	1	1:30.999	23.196	45.182	22.621	252.9	55:56.903
31	1	1:54.598B	24.984	52.048	37.566	250.6	54:28.581	31	1	1:31.269	23.336	45.243	22.690	253.5	57:28.172
32	2	3:01.672	1:52.239	46.619	22.814		57:30.253	32	1	1:31.131	23.053	45.311	22.767	254.1	58:59.303
75 Prospeed Competition Porsche 911 RSR								75 Prospeed Competition Porsche 911 RSR							
1.François PERRODO								1.François PERRODO							
2.Emmanuel COLLARD								2.Emmanuel COLLARD							
3.Matthieu VAXIVIÈRE								3.Matthieu VAXIVIÈRE							
LMGTE Am								LMGTE Am							
1	2	1:53.178	40.493	49.413	23.272		1:53.178	1	2	1:53.178	40.493	49.413	23.272		1:53.178
2	2	1:37.099	24.827	48.931	23.341	241.1	3:30.277	2	2	1:37.099	24.827	48.931	23.341	241.1	3:30.277
3	2	1:36.293	24.085	49.115	23.093	250.0	5:06.570	3	2	1:36.293	24.085	49.115	23.093	250.0	5:06.570
4	2	1:33.610	23.867	46.821	22.922	252.9	6:40.180	4	2	1:33.610	23.867	46.821	22.922	252.9	6:40.180
5	2	1:34.259	23.591	47.832	22.836	254.7	8:14.439	5	2	1:34.259	23.591	47.832	22.836	254.7	8:14.439
6	2	1:32.587	23.368	46.398	22.821	254.7	9:47.026	6	2	1:32.587	23.368	46.398	22.821	254.7	9:47.026
7	2	1:41.297B	23.513	47.381	30.403	254.7	11:28.323	7	2	1:41.297B	23.513	47.381	30.403	254.7	11:28.323
8	2	2:30.963	1:21.227	46.940	22.796		13:59.286	8	2	2:30.963	1:21.227	46.940	22.796		13:59.286
9	2	1:32.050	23.396	45.591	23.063	254.7	15:31.336	9	2	1:32.050	23.396	45.591	23.063	254.7	15:31.336
10	2	1:31.541	23.408	45.587	22.546	254.7	17:02.877	10	2	1:31.541	23.408	45.587	22.546	254.7	17:02.877
11	2	1:31.405	23.227	45.403	23.275	256.5	18:34.282	11	2	1:31.405	23.227	45.403	23.275	256.5	18:34.282
12	2	1:31.499	23.199	45.534	22.766	255.3	20:05.781	12	2	1:31.499	23.199	45.534	22.766	255.3	20:05.781
13	2	1:40.134B	23.154	46.833	30.147	255.3	21:45.915	13	2	1:40.134B	23.154	46.833	30.147	255.3	21:45.915
14	1	3:35.974	2:22.437	50.313	23.224		25:21.889	14	1	3:35.974	2:22.437	50.313	23.224		25:21.889
15	1	1:36.134	24.661	48.282	23.191	252.9	26:58.023	15	1	1:36.134	24.661	48.282	23.191	2	



FIA WEC
6 Hours of Sao Paulo
Free Practice 3
Sector Analysis

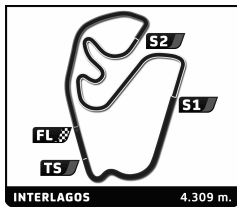
■ Personal Best ■ Session Best B Crossing the finish line in pit lane

Lap	D	Time	Sector 1	Sector 2	Sector 3	T. Spd	Elapsed	Lap	D	Time	Sector 1	Sector 2	Sector 3	T. Spd	Elapsed
17	1	1:34.569	24.526	46.946	23.097	253.5	30:07.227								
18	1	1:33.731	24.040	46.641	23.050	252.9	31:40.958								
19	1	1:33.585	24.083	46.449	23.053	252.9	33:14.543								
20	1	1:33.312	24.041	46.342	22.929	254.1	34:47.855								
21	1	1:33.689	24.211	46.538	22.940	253.5	36:21.544								
22	1	1:33.501	23.892	46.691	22.918	253.5	37:55.045								
23	1	1:33.456	23.883	46.672	22.901	253.5	39:28.501								
24	1	1:41.672 B	23.941	46.817	30.914	254.7	41:10.173								
25	3	3:04.270	1:52.427	48.666	23.177		44:14.443								
26	3	1:34.931	25.690	46.329	22.912	253.5	45:49.374								
27	3	1:31.995	23.605	45.651	22.739	254.7	47:21.369								
28	3	1:32.088	23.462	45.860	22.766	255.3	48:53.457								
29	3	1:31.744	23.262	45.638	22.844	255.3	50:25.201								
30	3	1:39.491 B	23.312	45.486	30.693	255.9	52:04.692								
31	3	3:03.396	1:51.400	49.060	22.936		55:08.088								
32	3	1:31.296	23.270	45.419	22.607	254.1	56:39.384								
33	3	1:31.323	23.366	45.267	22.690	254.1	58:10.707								
34	3	1:31.257	23.369	45.086	22.802	254.1	59:41.964								
35	3	1:42.371 B	23.539	45.623	33.209	253.5	1:01:24.335								

81 AF Corse		3.Andrea BERTOLINI		Ferrari F458 Italia			
1.Stephen WYATT				LMGTE Am			
2.Michele RUGOLO							
1	1	2:19.933	1:06.083	50.205	23.645	2:19.933	
2	1	1:35.026	24.445	47.538	23.043	252.3	3:54.959
3	1	1:34.643	24.054	47.279	23.310	250.6	5:29.602
4	1	1:35.606	24.337	47.625	23.644	248.3	7:05.208
5	1	1:34.574	24.316	47.234	23.024	248.8	8:39.782
6	1	1:34.400	24.241	47.130	23.029	250.0	10:14.182
7	1	1:35.850	24.174	47.572	24.104	250.0	11:50.032
8	1	1:34.340	24.312	46.890	23.138	248.8	13:24.372
9	1	1:33.914	24.016	46.894	23.004	250.0	14:58.286
10	1	1:34.858	24.024	47.739	23.095	250.0	16:33.144
11	1	1:34.357	23.904	47.380	23.073	250.0	18:07.501
12	1	1:33.952	23.898	47.018	23.036	250.0	19:41.453
13	1	1:33.877	24.056	46.809	23.012	251.2	21:15.330
14	1	1:33.422	23.763	46.695	22.964	251.7	22:48.752
15	1	1:33.736	23.768	47.011	22.957	251.2	24:22.488
16	1	1:42.558 B	23.780	46.994	31.784	251.2	26:05.046
17	3	5:03.472	3:46.401	54.053	23.018		31:08.518
18	3	1:32.117	23.404	45.875	22.838	252.3	32:40.635
19	3	1:33.721	23.453	47.313	22.955	251.2	34:14.356
20	3	1:31.551	23.268	45.613	22.670	250.6	35:45.907
21	3	1:39.707	23.861	50.773	25.073	252.3	37:25.614
22	3	1:31.534	23.315	45.454	22.765	251.7	38:57.148
23	3	1:31.500	23.130	45.614	22.756	252.3	40:28.648
24	3	1:31.826	23.155	45.892	22.779	252.3	42:00.474
25	3	1:31.861	23.204	45.883	22.774	253.5	43:32.335
26	3	1:38.745 B	23.173	45.583	29.989	252.3	45:11.080
27	2	3:53.009	2:43.033	46.930	23.046		49:04.089
28	2	1:31.816	23.449	45.550	22.817	252.9	50:35.905
29	2	1:31.515	23.228	45.539	22.748	251.7	52:07.420
30	2	1:42.418	24.510	54.925	22.983	251.7	53:49.838
31	2	1:31.644	23.339	45.592	22.713	252.9	55:21.482
32	2	1:38.545	23.137	52.098	23.310	254.1	57:00.027
33	2	1:33.751	23.043	47.949	22.759	252.9	58:33.778
34	2	1:33.771	23.093	47.959	22.719	253.5	1:00:07.549

88 Proton Competition		3.Khaled AL QUBAISI		Porsche 911 RSR			
1.Christian RIED				LMGTE Am			
2.Klaus BACHLER							
1	3	2:24.037	1:10.651	50.066	23.320	2:24.037	
2	3	1:36.637	25.775	47.911	22.951	253.5	4:00.674
3	3	1:33.791	24.126	46.645	23.020	254.7	5:34.465
4	3	1:36.761	25.098	48.505	23.158	254.7	7:11.226
5	3	1:34.617	23.937	47.278	23.402	254.7	8:45.843
6	3	1:33.434	24.037	46.539	22.858	254.1	10:19.277
7	3	1:33.864	24.018	46.732	23.114	255.3	11:53.141
8	3	1:33.057	23.912	46.391	22.754	257.1	13:26.198
9	3	1:32.892	23.568	46.438	22.886	256.5	14:59.090
10	3	1:34.375	23.730	47.805	22.840	255.9	16:33.465
11	3	1:36.238	23.993	47.995	24.250	258.4	18:09.703
12	3	1:41.509 B	23.751	46.943	30.815	255.3	19:51.212
13	1	3:21.537	2:10.843	47.652	23.042		23:12.749
14	1	1:35.018	24.084	47.809	23.125	254.1	24:47.767
15	1	1:34.316	24.077	47.276	22.963	254.1	26:22.083
16	1	1:33.641	24.051	46.796	22.794	254.1	27:55.724
17	1	1:34.242	23.719	47.257	23.266	254.7	29:29.966
18	1	1:33.726	23.836	46.922	22.968	254.1	31:03.692
19	1	1:33.325	23.783	46.592	22.950	255.3	32:37.017
20	1	1:33.219	23.878	46.224	23.117	254.1	34:10.236
21	1	1:33.339	23.577	46.860	22.902	254.1	35:43.575
22	1	1:33.284	23.743	46.545	22.996	254.1	37:16.859
23	1	1:32.970	23.575	46.483	22.912	252.9	38:49.829
24	1	1:42.347 B	23.875	47.494	30.978	254.1	40:32.176
25	2	3:08.482	1:58.364	47.225	22.893		43:40.658
26	2	1:32.552	23.580	46.220	22.752	255.3	45:13.210
27	2	1:32.962	23.870	46.297	22.795	256.5	46:46.172
28	2	1:32.085	23.453	45.962	22.670	255.9	48:18.257
29	2	1:38.713 B	23.318	45.989	29.406	256.5	49:56.970
30	2	2:50.023	1:39.758	47.298	22.967		52:46.993
31	2	1:31.332	23.238	45.396	22.698	255.3	54:18.325
32	2	1:30.720	23.234	44.985	22.501	253.5	55:49.045
33	2	1:31.608	23.094	45.902	22.612	256.5	57:20.653
34	2	1:30.675	22.960	45.160	22.555	255.9	58:51.328
35	2	1:37.891 B	23.053	45.565	29.273	256.5	1:00:29.219

90 8 Star Motorsports		3.Matteo CRESSONI		Ferrari F458 Italia			
1.Gianluca RODA				LMGTE Am			
2.Paolo RUBERTI							
1	2	1:53.020	36.387	52.008	24.625	1:53.020	
2	2	1:45.121	25.689	55.531	23.901	194.9	3:38.141
3	2	1:33.100	24.145	45.991	22.964	253.5	5:11.241
4	2	1:32.282	23.683	45.758	22.841	251.7	6:43.523
5	2	1:32.037	23.406	45.729	22.902	254.7	8:15.560
6	2	1:40.591 B	23.575	45.701	31.315	254.1	9:56.151
7	2	2:36.321	1:27.865	45.760	22.696		12:32.472
8	2	1:30.902	23.165	45.110	22.627	253.5	14:03.374
9	2	1:31.149	23.281	45.187	22.681	254.1	15:34.523
10	2	1:31.459	23.281	45.502	22.676	254.7	17:05.982
11	2	1:31.384	23.119	45.463	22.802	255.3	18:37.366
12	2	1:42.624 B	23.986	46.772	31.866	254.7	20:19.990
13	3	2:50.021	1:40.162	47.058	22.801		23:10.011
14	3	1:33.115	23.314	46.803	22.998	252.3	24:43.126
15	3	1:32.029	23.382	45.895	22.752	252.9	26:15.155
16	3	1:31.739	23.383	45.555	22.801	252.9	27:46.894



FIA WEC
6 Hours of Sao Paulo
Free Practice 3
Sector Analysis

Personal Best Session Best B Crossing the finish line in pit lane

Lap	D	Time	Sector 1	Sector 2	Sector 3	T. Spd	Elapsed	Lap	D	Time	Sector 1	Sector 2	Sector 3	T. Spd	Elapsed
17	3	1:31.936	23.324	45.766	22.846	253.5	29:18.830	4	2	1:30.333	23.106	44.756	22.471	254.1	7:38.682
18	3	1:39.191 B	23.309	45.760	30.122	252.3	30:58.021	5	2	1:33.112	23.564	46.263	23.285	255.3	9:11.794
19	3	3:20.066	2:10.869	46.163	23.034		34:18.087	6	2	1:32.327	23.315	46.171	22.841	255.9	10:44.121
20	3	1:32.375	23.203	46.141	23.031	254.7	35:50.462	7	2	1:30.739	22.981	45.116	22.642	255.9	12:14.860
21	3	1:32.324	23.178	46.318	22.828	253.5	37:22.786	8	2	1:32.549	22.823	46.797	22.929	257.8	13:47.409
22	3	1:38.869 B	23.198	45.767	29.904	254.1	39:01.655	9	2	1:30.584	22.836	45.187	22.561	255.3	15:17.993
23	1	2:58.518	1:47.690	47.772	23.056		42:00.173	10	2	1:42.286 B	22.859	48.543	30.884	255.9	17:00.279
24	1	1:38.032	25.075	49.591	23.366	225.9	43:38.205	11	1	4:09.336	2:57.895	48.287	23.154		21:09.615
25	1	1:33.798	23.996	46.891	22.911	251.2	45:12.003	12	1	1:31.548	23.487	45.438	22.623	252.3	22:41.163
26	1	1:32.724	23.802	46.144	22.778	252.3	46:44.727	13	1	1:30.692	23.082	45.017	22.593	255.3	24:11.855
27	1	1:32.675	23.659	46.212	22.804	253.5	48:17.402	14	1	1:36.008	24.228	48.773	23.007	255.3	25:47.863
28	1	1:43.632 B	23.528	49.444	30.660	253.5	50:01.034	15	1	1:30.693	22.935	44.999	22.759	255.9	27:18.556
29	1	4:07.269	2:56.313	47.912	23.044		54:08.303	16	1	1:31.370	23.092	45.746	22.532	255.3	28:49.926
30	1	1:33.130	23.911	46.313	22.906	250.6	55:41.433	17	1	1:30.713	22.964	45.228	22.521	255.3	30:20.639
31	1	1:32.476	23.542	46.005	22.929	251.7	57:13.909	18	1	1:30.701	22.921	45.124	22.656	255.3	31:51.340
32	1	1:34.251 B	24.244	46.959	23.048	252.9	58:48.160	19	1	1:53.432 B	23.754	46.800	42.878	254.7	33:44.772
33	1	1:52.494 B	23.697	56.021	32.776	252.9	1:00:40.654	20	2	5:24.297	4:05.318	53.889	25.090		39:09.069

91		Porsche Team Manthey					Porsche 911 RSR				
		1.Jörg BERGMEISTER					LMGTE Pro				
		2.Richard LIETZ									
1	1	2:02.151	48.927	48.999	24.225		2:02.151				
2	1	1:34.051	23.566	47.670	22.815	254.7	3:36.202				
3	1	1:31.420	23.265	45.473	22.682	254.7	5:07.622				
4	1	1:34.170	23.331	48.010	22.829	256.5	6:41.792				
5	1	1:31.705	23.208	45.791	22.706	255.9	8:13.497				
6	1	1:39.902 B	23.718	45.610	30.574	255.9	9:53.399				
7	1	3:41.663	2:28.074	50.788	22.801		13:35.062				
8	1	1:31.325	23.202	45.412	22.711	254.7	15:06.387				
9	1	1:36.321	23.286	50.197	22.838	255.3	16:42.708				
10	1	1:31.905	23.224	45.943	22.738	255.3	18:14.613				
11	1	1:39.559 B	23.167	45.400	30.992	255.3	19:54.172				
12	1	5:22.877	4:14.484	45.790	22.603		25:17.049				
13	1	1:30.521	23.059	44.865	22.597	253.5	26:47.570				
14	1	1:30.385	23.052	44.739	22.594	254.1	28:17.955				
15	1	1:30.531	23.045	44.862	22.624	254.7	29:48.486				
16	1	1:39.020 B	23.425	45.492	30.103	256.5	31:27.506				
17	2	4:32.407	3:14.488	54.282	23.637		35:59.913				
18	2	1:31.083	23.169	45.131	22.783	253.5	37:30.996				
19	2	1:31.005	23.093	45.146	22.766	253.5	39:02.001				
20	2	1:30.915	22.954	45.284	22.677	254.1	40:32.916				
21	2	1:31.179	23.102	45.344	22.733	254.1	42:04.095				
22	2	1:38.903 B	22.903	46.291	29.709	255.9	43:42.998				
23	2	5:07.657	3:58.937	45.537	23.183		48:50.655				
24	2	1:30.727	23.019	45.010	22.698	253.5	50:21.382				
25	2	1:30.613	23.095	44.870	22.648	253.5	51:51.995				
26	2	1:30.592	23.219	44.723	22.650	253.5	53:22.587				
27	2	1:31.601	23.160	45.406	23.035	254.1	54:54.188				
28	2	1:30.901	23.121	45.004	22.776	253.5	56:25.089				
29	2	1:33.471	24.727	45.861	22.883	245.5	57:58.560				
30	2	1:30.993	23.015	45.235	22.743	254.7	59:29.553				
31	2	1:30.662	23.137	44.906	22.619	254.7	1:01:00.215				

92		Porsche Team Manthey					Porsche 911 RSR				
		1.Frédéric MAKOWIECKI					LMGTE Pro				
		2.Patrick PILET									
1	2	1:59.114	46.049	49.515	23.550		1:59.114				
2	2	1:42.020 B	23.912	47.929	30.179	254.7	3:41.134				
3	2	2:27.215	1:18.877	45.557	22.781		6:08.349				

95		Aston Martin Racing					Aston Martin Vantage V8				
		1.Kristian POULSEN					LMGTE Am				
		3.Nicki THIM									
		2.David HEINEMEIER-HANSSON									
1	1	1:58.296	45.512	49.547	23.237		1:58.296				
2	1	1:32.573	23.602	46.303	22.668	252.3	3:30.869				
3	1	1:33.674	23.794	47.263	22.617	256.5	5:04.543				
4	1	1:31.871	23.423	45.832	22.616	255.9	6:36.414				
5	1	1:31.726	23.178	45.833	22.715	257.1	8:08.140				
6	1	1:32.362	23.244	46.486	22.632	256.5	9:40.502				
7	1	1:31.472	23.275	45.687	22.510	257.1	11:11.974				
8	1	1:32.441	23.392	46.411	22.638	256.5	12:44.415				
9	1	1:40.406 B	23.295	46.244	30.867	257.8	14:24.821				
10	2	3:51.691	2:34.583	53.902	23.206		18:16.512				
11	2	1:32.578	23.270	46.551	22.757	256.5	19:49.090				
12	2	1:32.591	23.173	45.763	23.655	255.9	21:21.681				
13	2	1:32.123	23.207	46.184	22.732	255.3	22:53.804				
14	2	1:40.090 B	23.139	46.190	30.761	257.8	24:33.894				
15	3	3:17.324	2:05.475	49.066	22.783		27:51.218				
16	3	1:31.193	23.138	45.428	22.627	255.3	29:22.411				
17	3	1:30.913	23.161	45.202	22.550	255.9	30:53.324				
18	3	1:38.423 B	23.152	45.377	29.894	255.9	32:31.747				
19	3	4:27.420	3:17.423	47.301	22.696		36:59.167				
20	3	1:30.195	23.020	44.696	22.479	254.7	38:29.362				
21	3	1:31.198	22.908	45.720	22.570	255.3	40:00.560				
22	3	1:30.424	22.854	45.008	22.562	254.7	41:30.984				
23	3	1:43.938 B	23.768	49.303	30.867	254.1	43:14.922				
24	2	2:59.247	1:50.703	45.873	22.671		46:14.169				
25	2	1:31.596	23.122	45.759	22.715	254.7	47:45.765				

