

**FIA WEC**  
**6 Hours of Sao Paulo**  
**Free Practice 2**  
**Sector Analysis**

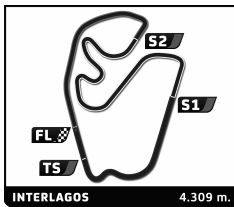
■ Personal Best ■ Session Best B Crossing the finish line in pit lane

Lap	D	Time	Sector 1	Sector 2	Sector 3	T. Spd	Elapsed	Lap	D	Time	Sector 1	Sector 2	Sector 3	T. Spd	Elapsed
47	3	4:00.565	2:58.696	42.156	19.713		1:07:01.894	36	1	1:20.722	20.487	40.543	19.692	291.1	50:07.289
48	3	1:20.405	20.781	40.068	19.556	275.5	1:08:22.299	37	1	1:28.013B	20.295	40.583	27.135	291.1	51:35.302
49	3	1:20.764	20.904	40.234	19.626	255.3	1:09:43.063	38	2	2:32.593	1:31.327	41.635	19.631		54:07.895
50	3	1:21.920	21.381	40.935	19.604	288.8	1:11:04.983	39	2	1:20.982	20.484	40.766	19.732	289.5	55:28.877
51	3	1:19.558	20.495	39.689	19.374	280.5	1:12:24.541	40	2	1:21.667	20.681	41.510	19.476	293.5	56:50.544
52	3	1:20.510	21.062	40.005	19.443	276.9	1:13:45.051	41	2	1:22.341	20.416	42.297	19.628	288.0	58:12.885
53	3	1:20.939	20.344	40.069	20.526	285.0	1:15:05.990	42	2	1:22.067	20.251	41.861	19.955	291.1	59:34.952
54	3	1:21.062	20.992	40.608	19.462	259.0	1:16:27.052	43	2	1:29.746B	20.218	41.186	28.342	289.5	1:01:04.698
55	3	1:20.025	21.114	39.662	19.249	276.2	1:17:47.077	44	2	8:02.713	7:00.401	42.696	19.616		1:09:07.411
56	3	1:19.864	20.563	39.846	19.455	271.4	1:19:06.941	45	2	1:20.858	20.663	40.561	19.634	287.2	1:10:28.269
57	3	1:19.971	20.354	40.134	19.483	276.9	1:20:26.912	46	2	1:22.039	21.166	41.490	19.383	288.8	1:11:50.308
58	3	1:19.439	20.325	39.937	19.177	282.0	1:21:46.351	47	2	1:30.854B	20.773	43.265	26.816	287.2	1:13:21.162
59	3	1:20.027	20.413	40.348	19.266	278.4	1:23:06.378	48	3	6:17.623	5:12.167	45.672	19.784		1:19:38.785
60	3	1:19.066	20.579	39.313	19.174	267.3	1:24:25.444	49	3	1:24.053	21.173	43.061	19.819	285.7	1:21:02.838
61	3	1:19.949	20.305	40.495	19.149	282.7	1:25:45.393	50	3	1:21.240	20.638	41.162	19.440	285.7	1:22:24.078
62	3	1:19.238	20.234	39.729	19.275	282.0	1:27:04.631	51	3	1:21.957	20.788	41.581	19.588	289.5	1:23:46.035
63	3	1:19.307	20.418	39.650	19.239	274.8	1:28:23.938	52	3	1:21.681	20.872	41.354	19.455	289.5	1:25:07.716
64	3	1:20.561	20.379	40.801	19.381	279.1	1:29:44.499	53	3	1:22.794	20.653	42.177	19.964	288.8	1:26:30.510
65	3	1:18.881	20.312	39.380	19.189	282.7	1:31:03.380	54	3	1:23.490	21.435	42.297	19.758	288.8	1:27:54.000
								55	3	1:23.720	21.056	43.249	19.415	290.3	1:29:17.720
								56	3	1:21.027	20.423	40.988	19.616	288.0	1:30:38.747

7		Toyota Racing		Toyota TS 040 - Hybrid		
1.Alexander WURZ		3.Mike CONWAY		LMP1 - H		
2.Stéphane SARRAZIN						
1	1	1:53.504	45.058	47.754	20.692	1:53.504
2	1	1:22.728	21.413	41.440	19.875	3:16.232
3	1	1:21.664	20.995	40.823	19.846	4:37.896
4	1	1:20.800	20.818	40.508	19.474	5:58.696
5	1	1:20.329	20.469	40.402	19.458	7:19.025
6	1	1:21.194	20.538	40.667	19.989	8:40.219
7	1	1:22.831	21.612	41.367	19.852	10:03.050
8	1	1:20.698	20.458	40.794	19.446	11:23.748
9	1	1:21.728	20.942	41.239	19.547	12:45.476
10	1	1:22.212	20.663	42.029	19.520	14:07.688
11	1	1:19.891	20.372	40.206	19.313	15:27.579
12	1	1:20.311	20.349	40.557	19.405	16:47.890
13	1	1:20.911	20.438	40.795	19.678	18:08.801
14	1	1:21.724	20.641	41.272	19.811	19:30.525
15	1	1:20.726	20.503	40.740	19.483	20:51.251
16	1	1:20.915	20.920	40.468	19.527	22:12.166
17	1	1:20.051	20.375	40.312	19.364	23:32.217
18	1	1:19.960	20.323	40.259	19.378	24:52.177
19	1	1:20.087	20.265	40.426	19.396	26:12.264
20	1	1:21.143	20.903	40.643	19.597	27:33.407
21	1	1:20.758	20.624	40.376	19.758	28:54.165
22	1	1:21.398	20.221	41.285	19.892	30:15.563
23	1	1:21.346	20.265	41.605	19.476	31:36.909
24	1	1:21.328	20.362	40.278	20.688	32:58.237
25	1	1:19.998	20.305	40.199	19.494	34:18.235
26	1	1:19.923	20.373	40.230	19.320	35:38.158
27	1	1:20.315	20.299	40.766	19.250	36:58.473
28	1	1:20.019	20.233	40.474	19.312	38:18.492
29	1	1:19.390	20.186	39.854	19.350	39:37.882
30	1	1:19.524	20.184	39.999	19.341	40:57.406
31	1	1:29.828B	20.396	40.335	29.097	42:27.234
32	1	2:13.860	1:11.006	43.210	19.644	44:41.094
33	1	1:22.920	20.964	42.354	19.602	46:04.014
34	1	1:21.215	20.515	41.027	19.673	47:25.229
35	1	1:21.338	20.417	41.406	19.515	48:46.567

8		Toyota Racing		Toyota TS 040 - Hybrid		
1.Anthony DAVIDSON		2.Sébastien BUEMI		LMP1 - H		
1	2	1:46.831	42.129	44.664	20.038	1:46.831
2	2	1:21.495	20.852	41.077	19.566	3:08.326
3	2	1:20.500	20.528	40.631	19.341	4:28.826
4	2	1:20.161	20.392	40.397	19.372	5:48.987
5	2	1:21.859	20.169	42.113	19.577	7:10.846
6	2	1:20.958	20.671	40.930	19.357	8:31.804
7	2	1:20.829	20.127	40.927	19.775	9:52.633
8	2	1:20.825	20.286	41.156	19.383	11:13.458
9	2	1:20.908	20.324	41.182	19.402	12:34.366
10	2	1:19.789	20.199	40.107	19.483	13:54.155
11	2	1:19.934	20.131	40.267	19.536	15:14.089
12	2	1:20.480	20.174	40.892	19.414	16:34.569
13	2	1:22.960	20.183	42.653	20.124	17:57.529
14	2	1:20.634	20.735	40.477	19.422	19:18.163
15	2	1:19.911	20.148	40.387	19.376	20:38.074
16	2	1:19.660	20.105	40.173	19.382	21:57.734
17	2	1:21.486	20.550	40.676	20.260	23:19.220
18	2	1:20.563	20.377	40.652	19.534	24:39.783
19	2	1:21.190	20.862	40.690	19.638	26:00.973
20	2	1:20.717	20.987	40.426	19.304	27:21.690
21	2	1:20.962	20.400	41.178	19.384	28:42.652
22	2	1:21.243	20.244	41.507	19.492	30:03.895
23	2	1:21.195	20.379	41.366	19.450	31:25.090
24	2	1:22.762	20.852	42.297	19.613	32:47.852
25	2	1:20.525	20.337	40.737	19.451	34:08.377
26	2	1:20.149	20.130	40.593	19.426	35:28.526
27	2	1:19.243	20.054	39.916	19.273	36:47.769
28	2	1:20.821	21.374	40.151	19.296	38:08.590
29	2	1:19.239	20.110	39.925	19.204	39:27.829
30	2	1:19.535	20.084	40.151	19.300	40:47.364
31	2	1:19.516	20.220	39.946	19.350	42:06.880
32	2	1:19.579	20.164	40.064	19.351	43:26.459
33	2	1:21.079	20.200	40.446	20.433	44:47.538





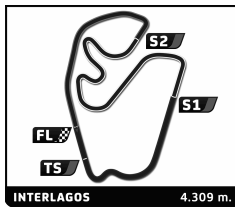
**FIA WEC**  
**6 Hours of Sao Paulo**  
**Free Practice 2**  
**Sector Analysis**

■ Personal Best ■ Session Best B Crossing the finish line in pit lane

Lap	D	Time	Sector 1	Sector 2	Sector 3	T. Spd	Elapsed	Lap	D	Time	Sector 1	Sector 2	Sector 3	T. Spd	Elapsed
38	3	1:23.600	21.063	42.391	20.146	284.2	1:14:57.891	43	3	1:22.280	21.026	41.200	20.054	285.0	1:16:49.386
39	3	1:25.459	21.853	43.052	20.554	285.7	1:16:23.350	44	3	1:22.319	21.040	41.177	20.102	285.7	1:18:11.705
40	3	1:22.680	21.224	41.276	20.180	283.5	1:17:46.030	45	3	1:36.263	22.211	53.731	20.321	288.0	1:19:47.968
41	3	1:26.543	21.310	44.688	20.545	285.7	1:19:12.573	46	3	1:32.238			20.530	285.7	1:21:20.206
42	3	1:26.550	21.125	44.930	20.495	284.2	1:20:39.123	47	3	1:24.009	21.197	42.484	20.328	284.2	1:22:44.215
43	3	1:24.991	21.286	43.304	20.401	285.7	1:22:04.114	48	3	1:25.830	21.382	43.684	20.764	287.2	1:24:10.045
44	3	1:22.185	21.126	40.956	20.103	282.7	1:23:26.299	49	3	1:33.827 B	21.653	43.513	28.661	283.5	1:25:43.872
45	3	1:23.116	21.482	41.349	20.285	286.5	1:24:49.415	50	3	2:37.997	1:32.073	45.253	20.671		1:28:21.869
46	3	1:27.239	21.727	44.768	20.744	287.2	1:26:16.654	51	3	1:23.076	21.442	41.472	20.162	283.5	1:29:44.945
47	3	1:22.805	21.342	41.297	20.166	284.2	1:27:39.459	52	3	1:24.192	21.099	42.943	20.150	285.0	1:31:09.137
48	3	1:21.899	20.986	40.740	20.173	285.0	1:29:01.358								
49	3	1:23.343	20.848	42.049	20.446	285.0	1:30:24.701								

13		Rebellion Racing		Rebellion R-One - Toyota		
		1.Dominik KRAIHAMER		LMP1 - L		
		2.Andrea BELICCHI				
1	1	4:38.275	3:33.437	44.202	20.636	4:38.275
2	1	1:24.098	21.768	41.999	20.331	279.8
3	1	1:23.126	21.318	41.627	20.181	284.2
4	1	1:22.761	21.264	41.389	20.108	285.7
5	1	1:24.211	21.163	42.757	20.291	285.7
6	1	1:22.675	21.235	41.300	20.140	285.0
7	1	1:22.514	21.222	41.199	20.093	286.5
8	1	1:23.074	21.032	41.550	20.492	286.5
9	1	1:37.779 B	21.203	45.345	31.231	286.5
10	1	5:16.015	4:12.094	43.338	20.583	21:14.528
11	1	1:24.055	21.366	42.112	20.577	282.0
12	1	1:26.005	21.592	43.980	20.433	285.0
13	1	1:26.993	21.706	44.993	20.294	283.5
14	1	1:25.704	22.817	42.532	20.355	279.1
15	1	1:23.603	21.850	41.683	20.070	284.2
16	1	1:22.361	21.212	41.055	20.094	285.7
17	1	1:33.054 B	21.633	44.163	27.258	286.5
18	2	4:47.416	3:42.425	44.560	20.431	36:03.719
19	2	1:25.383	21.809	43.000	20.574	283.5
20	2	1:25.253	21.520	43.050	20.683	281.2
21	2	1:23.477	21.311	41.622	20.544	282.7
22	2	1:23.886	21.211	42.189	20.486	285.0
23	2	1:28.568	21.172	44.486	22.910	285.0
24	2	1:25.114	21.275	43.429	20.410	276.9
25	2	1:23.930	21.519	42.044	20.367	285.0
26	2	1:23.026	21.326	41.417	20.283	285.0
27	2	1:23.902	21.230	42.325	20.347	285.0
28	2	1:23.087	20.938	41.904	20.245	284.2
29	2	1:36.236 B	20.777	43.776	31.683	286.5
30	2	3:41.616	2:38.138	43.029	20.449	55:27.197
31	2	1:21.709	21.021	40.654	20.034	284.2
32	2	1:25.980	21.432	44.187	20.361	285.7
33	2	1:24.464	21.088	42.198	21.178	285.0
34	2	1:25.307	21.240	43.690	20.377	286.5
35	2	1:25.475	20.971	44.307	20.197	285.0
36	2	1:22.943	21.177	41.344	20.422	285.7
37	2	1:21.971	21.009	40.895	20.067	285.7
38	2	1:34.412 B	21.317	42.969	30.126	288.0
39	3	4:24.215	3:12.695	50.062	21.458	1:11:13.673
40	3	1:23.819	21.428	42.116	20.275	283.5
41	3	1:22.381	21.172	41.127	20.082	284.2
42	3	1:27.233	20.916	45.419	20.898	285.7

14		Porsche Team		Porsche 919 Hybrid		
		1.Romain DUMAS		LMP1 - H		
		2.Neel JANI				
			3.Marc LIEB			
1	1	1:32.700	25.577	47.367	19.756	1:32.700
2	1	1:24.039	21.917	43.120	19.002	288.0
3	1	1:20.949	20.718	41.358	18.873	295.9
4	1	1:21.813	21.562	41.572	18.679	295.9
5	1	1:22.131	20.397	41.276	20.458	299.2
6	1	1:25.570	21.510	43.907	20.153	289.5
7	1	1:23.610	20.471	43.597	19.542	300.0
8	1	1:20.012	20.753	40.411	18.848	295.1
9	1	1:19.542	20.335	40.579	18.628	300.8
10	1	1:19.095	20.112	40.251	18.732	299.2
11	1	1:22.059	20.176	42.991	18.892	299.2
12	1	1:21.679	20.211	42.933	18.535	296.7
13	1	1:22.075	19.995	43.160	18.920	300.0
14	1	1:19.971	20.354	40.838	18.779	294.3
15	1	1:19.150	20.114	40.361	18.675	296.7
16	1	1:19.923	20.126	41.002	18.795	298.3
17	1	1:21.017	20.049	42.304	18.664	299.2
18	1	1:20.383	21.264	40.489	18.630	297.5
19	1	1:22.271	21.315	40.984	19.972	300.8
20	1	1:20.260	20.444	40.413	19.403	292.7
21	1	1:21.331	20.159	42.044	19.128	299.2
22	1	1:22.880	20.327	43.620	18.933	295.1
23	1	1:19.789	20.175	40.608	19.006	297.5
24	1	1:19.540	20.268	40.639	18.633	299.2
25	1	1:19.226	20.284	40.341	18.601	298.3
26	1	1:19.572	20.149	40.432	18.991	299.2
27	1	1:21.469	20.324	41.493	19.652	297.5
28	1	1:18.715	20.081	39.941	18.693	295.1
29	1	1:20.213	20.071	41.316	18.826	300.8
30	1	1:21.481	20.039	42.591	18.851	300.8
31	1	1:18.440	19.991	39.901	18.548	299.2
32	1	1:28.470 B	20.182	40.602	27.686	300.0
33	2	2:36.730	1:27.402	48.758	20.570	46:06.105
34	2	1:22.301	20.403	42.637	19.261	321.4
35	2	1:23.475	20.918	43.592	18.965	295.1
36	2	1:23.589	20.483	43.477	19.629	295.9
37	2	1:20.901	20.623	41.368	18.910	295.1
38	2	1:20.614	20.283	41.071	19.260	297.5
39	2	1:20.536	20.157	40.844	19.535	288.0
40	2	1:19.820	20.254	40.775	18.791	294.3
41	2	1:19.698	20.059	40.493	19.146	298.3
42	2	1:28.714 B	20.174	40.967	27.573	296.7
43	2	2:22.796	1:17.263	45.764	19.769	1:00:48.549
44	2	1:20.070	20.135	40.849	19.086	323.4



**FIA WEC**  
**6 Hours of Sao Paulo**  
**Free Practice 2**  
**Sector Analysis**

■ Personal Best ■ Session Best B Crossing the finish line in pit lane

Lap	D	Time	Sector 1	Sector 2	Sector 3	T. Spd	Elapsed	Lap	D	Time	Sector 1	Sector 2	Sector 3	T. Spd	Elapsed
45	2	1:21.206	20.220	41.534	19.452	294.3	1:03:29.825	35	2	1:20.487	20.039	41.783	18.665	300.0	49:45.559
46	2	1:19.002	20.286	40.091	18.625	287.2	1:04:48.827	36	2	1:19.594	20.233	40.699	18.662	299.2	51:05.153
47	2	1:19.634	20.465	40.562	18.607	295.9	1:06:08.461	37	2	1:21.237	21.284	41.070	18.883	300.0	52:26.390
48	2	1:20.616	20.690	40.619	19.307	300.8	1:07:29.077	38	2	1:18.781	19.856	40.319	18.606	300.8	53:45.171
49	2	1:19.976	20.158	41.191	18.627	293.5	1:08:49.053	39	2	1:18.557	19.950	40.066	18.541	299.2	55:03.728
50	2	1:20.545	20.931	40.807	18.807	299.2	1:10:09.598	40	2	1:19.643	20.805	40.009	18.829	302.5	56:23.371
51	2	1:18.929	20.122	40.188	18.619	295.1	1:11:28.527	41	2	1:19.066	20.437	40.020	18.609	295.1	57:42.437
52	2	1:28.998B	20.709	41.225	27.064	297.5	1:12:57.525	42	2	1:19.440	19.882	40.905	18.653	301.7	59:01.877
53	2	2:15.011	1:12.788	42.320	19.903		1:15:12.536	43	2	1:18.687	20.105	40.103	18.479	301.7	1:00:20.564
54	2	1:19.112	19.727	40.509	18.876	314.9	1:16:31.648	44	2	1:18.349	19.770	40.001	18.578	301.7	1:01:38.913
55	2	1:22.092	20.104	43.335	18.653	295.1	1:17:53.740	45	2	1:18.422	19.868	40.013	18.541	302.5	1:02:57.335
56	2	1:20.088	20.027	40.294	19.767	297.5	1:19:13.828	46	2	1:20.563	19.979	41.987	18.597	304.2	1:04:17.898
57	2	1:21.872	20.185	42.401	19.286	285.7	1:20:35.700	47	2	1:21.916	20.399	41.998	19.519	302.5	1:05:39.814
58	2	1:22.717	21.288	41.374	20.055	294.3	1:21:58.417	48	2	1:27.715B	20.067	40.931	26.717	300.8	1:07:07.529
59	2	1:20.380	20.020	41.570	18.790	297.5	1:23:18.797	49	2	1:55.283	54.972	41.538	18.773		1:09:02.812
60	2	1:21.098	20.867	41.514	18.717	297.5	1:24:39.895	50	2	1:19.349	19.984	40.516	18.849	301.7	1:10:22.161
61	2	1:19.498	20.244	40.551	18.703	296.7	1:25:59.393	51	2	1:19.610	19.883	40.832	18.895	298.3	1:11:41.771
62	2	1:19.974	19.991	40.975	19.008	297.5	1:27:19.367	52	2	1:19.376	19.969	40.290	19.117	296.7	1:13:01.147
63	2	1:23.792	20.494	43.197	20.101	296.7	1:28:43.159	53	2	1:18.823	19.920	40.172	18.731	299.2	1:14:19.970
64	2	1:30.465B	21.726	40.492	28.247	286.5	1:30:13.624	54	2	1:26.189B	19.901	40.325	25.963	299.2	1:15:46.159

**20** Porsche Team  
1.Timo BERNHARD  
2.Mark WEBBER  
3.Brendon HARTLEY  
Porsche 919 Hybrid  
LMP1 - H

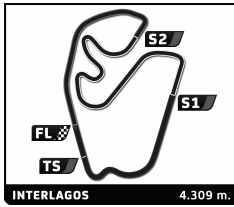
1	3	1:42.367	37.262	46.292	18.813		1:42.367
2	3	1:21.490	20.578	42.145	18.767	303.4	3:03.857
3	3	1:19.290	20.171	40.519	18.600	296.7	4:23.147
4	3	1:20.420	19.967	41.278	19.175	299.2	5:43.567
5	3	1:19.844	20.012	40.937	18.895	299.2	7:03.411
6	3	1:20.111	20.216	41.241	18.654	299.2	8:23.522
7	3	1:22.057	21.575	41.631	18.851	298.3	9:45.579
8	3	1:19.752	20.041	40.679	19.032	300.8	11:05.331
9	3	1:18.803	19.949	40.167	18.687	298.3	12:24.134
10	3	1:19.042	19.901	40.296	18.845	299.2	13:43.176
11	3	1:19.444	20.053	40.692	18.699	297.5	15:02.620
12	3	1:20.735	19.929	41.959	18.847	299.2	16:23.355
13	3	1:19.168	19.957	40.644	18.567	300.8	17:42.523
14	3	1:19.820	20.089	40.711	19.020	298.3	19:02.343
15	3	1:19.134	20.087	40.503	18.544	297.5	20:21.477
16	3	1:19.892	19.857	41.417	18.618	298.3	21:41.369
17	3	1:18.988	19.935	40.431	18.622	300.0	23:00.357
18	3	1:33.389B	20.612	42.586	30.191	300.0	24:33.746
19	3	2:26.084	1:22.207	45.075	18.802		26:59.830
20	3	1:24.318	21.471	43.764	19.083	289.5	28:24.148
21	3	1:20.320	20.589	40.912	18.819	295.9	29:44.468
22	3	1:20.435	20.241	41.466	18.728	298.3	31:04.903
23	3	1:20.948	20.171	41.848	18.929	300.0	32:25.851
24	3	1:20.106	20.088	41.102	18.916	300.8	33:45.957
25	3	1:19.532	20.155	40.589	18.788	300.0	35:05.489
26	3	1:19.719	20.040	40.877	18.802	300.8	36:25.208
27	3	1:21.333	19.968	41.891	19.474	300.0	37:46.541
28	3	1:29.236B	20.298	41.891	27.047	286.5	39:15.777
29	2	2:23.415	1:20.496	44.230	18.689		41:39.192
30	2	1:24.609	21.080	44.111	19.418	303.4	43:03.801
31	2	1:20.757	20.776	41.170	18.811	296.7	44:24.558
32	2	1:20.950	20.314	41.410	19.226	298.3	45:45.508
33	2	1:20.409	20.136	41.194	19.079	295.9	47:05.917
34	2	1:19.155	20.012	40.491	18.652	295.9	48:25.072

**26** G-Drive Racing  
1.Roman RUSINOV  
2.Olivier PLA  
3.Julien CANAL  
Ligier JS P2 - Nissan  
LMP2

1	1	2:49.488	1:40.205	47.048	22.235		2:49.488
2	1	1:28.175	22.514	44.005	21.656	255.3	4:17.663
3	1	1:28.231	23.246	43.319	21.666	260.9	5:45.894
4	1	1:27.891	22.146	43.766	21.979	258.4	7:13.785
5	1	1:26.459	22.017	43.036	21.406	262.1	8:40.244
6	1	1:28.087	22.716	43.947	21.424	262.8	10:08.331
7	1	1:26.049	22.024	42.695	21.330	257.1	11:34.380
8	1	1:26.123	21.954	42.814	21.355	262.8	13:00.503
9	1	1:25.887	21.935	42.613	21.339	256.5	14:26.390
10	1	1:29.525	21.934	44.351	23.240	260.2	15:55.915
11	1	1:25.832	21.932	42.439	21.461	259.0	17:21.747
12	1	1:33.749B	21.881	43.249	28.619	257.1	18:55.496
13	3	4:03.477	2:56.517	45.110	21.850		22:58.973
14	3	1:30.719	22.768	45.986	21.965	258.4	24:29.692
15	3	1:29.132	22.519	44.695	21.918	255.9	25:58.824
16	3	1:29.771	23.951	44.097	21.723	260.9	27:28.595
17	3	1:27.155	21.874	43.423	21.858	260.2	28:55.750
18	3	1:26.654	22.126	42.793	21.735	257.8	30:22.404
19	3	1:26.434	22.107	42.806	21.521	262.1	31:48.838
20	3	1:28.084	23.190	43.393	21.501	262.8	33:16.922
21	3	1:29.074	21.906	45.306	21.862	263.4	34:45.996
22	3	1:26.051	21.964	42.573	21.514	257.1	36:12.047
23	3	1:35.353B	21.944	44.565	28.844	264.1	37:47.400
24	3	4:24.423	3:18.607	44.236	21.580		42:11.823







## FIA WEC 6 Hours of Sao Paulo Free Practice 2

### Sector Analysis

█ Personal Best    
 █ Session Best    
 █ Crossing the finish line in pit lane

Lap	D	Time	Sector 1	Sector 2	Sector 3	T. Spd	Elapsed
41	3	4:59.906	3:51.932	46.375	21.599		1:17:45.684
42	3	1:28.494	22.660	44.177	21.657	260.2	1:19:14.178
43	3	1:28.105	22.402	43.944	21.759	260.2	1:20:42.283
44	3	1:28.015	22.014	44.092	21.909	262.1	1:22:10.298
45	3	1:28.065	22.477	44.048	21.540	262.1	1:23:38.363
46	3	1:26.529	21.956	43.176	21.397	261.5	1:25:04.892
47	3	1:28.000	21.985	43.982	22.033	262.8	1:26:32.892
48	3	1:26.885	22.332	43.067	21.486	262.1	1:27:59.777
49	3	1:28.755	22.574	44.647	21.534	262.8	1:29:28.532
50	3	1:27.026	22.138	43.489	21.399	261.5	1:30:55.558

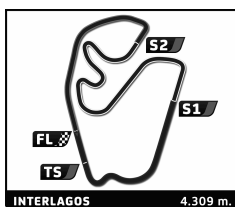
Lap	D	Time	Sector 1	Sector 2	Sector 3	T. Spd	Elapsed
45	2	1:26.146	21.946	42.679	21.521	260.2	1:26:25.220
46	2	1:27.079	22.545	42.901	21.633	262.1	1:27:52.299
47	2	1:29.356	21.980	45.520	21.856	262.1	1:29:21.655
48	2	1:27.040	21.975	43.204	21.861	259.6	1:30:48.695

47	KCMG		Oreca 03R - Nissan		
	1. Matthew HOWSON 2. Richard BRADLEY		3. Alexandre IMPERATORI LMP2		

1	1	1:56.398	46.730	47.499	22.169		1:56.398
2	1	1:27.995	22.646	43.679	21.670	257.8	3:24.393
3	1	1:26.923	22.108	43.322	21.493	260.2	4:51.316
4	1	1:28.689	22.065	44.789	21.835	260.9	6:20.005
5	1	1:26.962	22.237	43.234	21.491	262.1	7:46.967
6	1	1:26.380	22.016	42.896	21.468	262.8	9:13.347
7	1	1:26.589	22.157	42.908	21.524	262.8	10:39.936
8	1	1:26.382	22.041	42.821	21.520	262.1	12:06.318
9	1	1:27.427	22.049	43.884	21.494	262.8	13:33.745
10	1	1:27.234	22.015	43.615	21.604	264.1	15:00.979
11	1	1:26.862	22.093	42.967	21.802	263.4	16:27.841
12	1	1:36.923	23.901	49.762	23.260	265.4	18:04.764
13	1	1:37.805B	22.526	44.217	31.062	261.5	19:42.569
14	3	2:52.063	1:45.517	44.622	21.924		22:34.632
15	3	1:27.850	22.268	43.793	21.789	260.2	24:02.482
16	3	1:28.161	22.719	43.458	21.984	261.5	25:30.643
17	3	1:28.555	22.439	43.755	22.361	260.9	26:59.198
18	3	1:29.213	22.566	44.314	22.333	261.5	28:28.411
19	3	1:28.306	22.903	43.742	21.661	261.5	29:56.717
20	3	1:27.359	22.106	43.220	22.033	262.8	31:24.076
21	3	1:27.549	22.229	43.623	21.697	263.4	32:51.625
22	3	1:27.441	22.275	43.135	22.031	262.1	34:19.066
23	3	1:27.126	22.265	43.247	21.614	262.1	35:46.192
24	3	1:26.623	22.016	42.959	21.648	261.5	37:12.815
25	3	1:26.615	22.085	42.930	21.600	260.9	38:39.430
26	3	1:26.761	21.913	43.278	21.570	262.8	40:06.191
27	3	1:28.152	22.472	43.414	22.266	264.7	41:34.343
28	3	1:39.787B	23.363	46.040	30.384	264.7	43:14.130
29	2	2:59.401	1:51.652	45.393	22.356		46:13.531
30	2	1:28.295	22.658	43.847	21.790	256.5	47:41.826
31	2	1:29.216	22.281	44.619	22.316	262.1	49:11.042
32	2	1:27.235	22.192	43.344	21.699	260.2	50:38.277
33	2	1:57.180B	27.834	52.931	36.415	260.9	52:35.457
34	2	17:48.852	...	45.498	21.916		1:10:24.309
35	2	1:29.581	23.417	44.285	21.879	258.4	1:11:53.890
36	2	1:27.586	22.242	43.481	21.863	257.8	1:13:21.476
37	2	1:27.679	22.101	43.978	21.600	260.2	1:14:49.155
38	2	1:26.476	22.050	42.840	21.586	260.2	1:16:15.631
39	2	1:26.223	21.924	42.642	21.657	260.2	1:17:41.854
40	2	1:26.049	21.922	42.579	21.548	260.2	1:19:07.903
41	2	1:29.368	21.835	45.728	21.805	262.8	1:20:37.271
42	2	1:27.744	21.969	44.165	21.610	262.1	1:22:05.015
43	2	1:26.484	21.966	42.910	21.608	261.5	1:23:31.499
44	2	1:27.575	22.424	43.092	22.059	260.9	1:24:59.074

51	AF Corse		Ferrari F458 Italia			
	1. Gianmaria BRUNI 2. Toni VILANDER		LMGTE Pro			

1	1	2:09.885	55.994	49.889	24.002		2:09.885
2	1	1:34.738	24.469	47.097	23.172	251.7	3:44.623
3	1	1:32.309	23.634	45.809	22.866	251.2	5:16.932
4	1	1:32.050	23.464	45.464	23.122	254.1	6:48.982
5	1	1:33.536	23.571	47.052	22.913	254.7	8:22.518
6	1	1:31.686	23.399	45.298	22.989	252.9	9:54.204
7	1	1:31.823	23.373	45.298	23.152	253.5	11:26.027
8	1	1:31.517	23.311	45.396	22.810	252.9	12:57.544
9	1	1:40.992B	23.743	46.451	30.798	252.9	14:38.536
10	1	3:17.831	2:08.866	45.996	22.969		17:56.367
11	1	1:31.709	23.426	45.431	22.852	250.6	19:28.076
12	1	1:40.156B	23.281	46.172	30.703	251.2	21:08.232
13	1	3:02.033	1:49.731	48.710	23.592		24:10.265
14	1	1:31.763	23.726	45.099	22.938	252.3	25:42.028
15	1	1:31.113	23.190	45.188	22.735	250.6	27:13.141
16	1	1:33.452	23.183	47.441	22.828	252.3	28:46.593
17	1	1:31.091	23.145	45.194	22.752	252.3	30:17.684
18	1	1:30.763	23.076	44.954	22.733	252.9	31:48.447
19	1	1:41.725B	23.677	46.986	31.062	252.9	33:30.172
20	1	2:37.306	1:26.306	48.063	22.937		36:07.478
21	1	1:35.020	24.702	47.377	22.941	252.3	37:42.498
22	1	1:30.974	23.321	44.941	22.712	250.6	39:13.472
23	1	1:33.502	23.182	46.961	23.359	252.9	40:46.974
24	1	1:31.115	23.384	44.996	22.735	251.7	42:18.089
25	1	1:30.826	23.040	45.046	22.740	251.7	43:48.915
26	1	1:39.978B	24.129	45.967	29.882	252.3	45:28.893
27	2	2:51.440	1:41.008	47.441	22.991		48:20.333
28	2	1:32.764	23.606	46.251	22.907	250.6	49:53.097
29	2	1:32.675	23.418	46.235	23.022	251.7	51:25.772
30	2	1:31.841	23.355	45.423	23.063	251.7	52:57.613
31	2	1:31.207	23.158	45.315	22.734	253.5	54:28.820
32	2	1:31.116	23.214	45.184	22.718	252.3	55:59.936
33	2	1:31.327	23.251	45.226	22.850	254.1	57:31.263
34	2	1:31.463	23.046	45.667	22.750	252.9	59:02.726
35	2	1:30.985	22.986	45.229	22.770	254.1	1:00:33.711
36	2	1:42.975B	23.113	46.924	32.938	253.5	1:02:16.686
37	2	2:53.120	1:43.748	46.386	22.986		1:05:09.806
38	2	1:31.204	23.227	45.237	22.740	251.7	1:06:41.010
39	2	1:31.074	23.235	44.995	22.844	251.2	1:08:12.084
40	2	1:31.316	23.138	45.324	22.854	252.3	1:09:43.400
41	2	1:44.312B	23.313	46.905	34.094	251.2	1:11:27.712
42	2	3:29.535	2:11.212	55.154	23.169		1:14:57.247
43	2	1:34.708	23.584	48.176	22.948	251.2	1:16:31.955
44	2	1:31.935	23.500	45.614	22.821	250.6	1:18:03.890
45	2	1:32.711	23.384	46.481	22.846	251.7	1:19:36.601
46	2	1:31.636	23.154	45.629	22.853	252.3	1:21:08.237
47	2	1:32.082	23.171	46.153	22.758	254.7	1:22:40.319
48	2	1:31.491	23.270	45.448	22.773	252.3	1:24:11.810
49	2	1:41.259B	23.332	45.603	32.324	253.5	1:25:53.069
50	2	2:26.330	1:16.113	47.060	23.157		1:28:19.399



# FIA WEC

## 6 Hours of Sao Paulo

### Free Practice 2

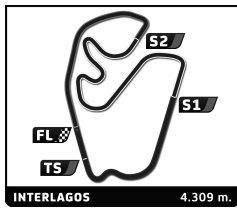
#### Sector Analysis

■ Personal Best    
 ■ Session Best    
 ■ B Crossing the finish line in pit lane

Lap	D	Time	Sector 1	Sector 2	Sector 3	T. Spd	Elapsed	Lap	D	Time	Sector 1	Sector 2	Sector 3	T. Spd	Elapsed
51	2	1:44.661 <b>B</b>	24.068	46.565	34.028	248.8	1:30:04.060	2	2	1:33.711	23.649	47.243	22.819	252.9	3:41.341
<b>61</b> <b>AF Corse</b> Ferrari F458 Italia 1. Emerson FITTIPALDI 3. Jeffrey SEGAL LMGTE Am 2. Alessandro PIER GUIDI								3	2	1:31.586	23.459	45.433	22.694	252.9	5:12.927
1	2	2:09.676	54.801	50.579	24.296		2:09.676	4	2	1:34.406	23.269	47.528	23.609	254.7	6:47.333
2	2	1:36.105	24.912	47.245	23.948	252.3	3:45.781	5	2	1:30.979	23.137	45.150 <b>22.692</b>	252.9		8:18.312
3	2	1:32.256	23.646	45.883 <b>22.727</b>	254.1		5:18.037	6	2	1:31.242	23.083	45.248	22.911	253.5	9:49.554
4	2	<b>1:31.666</b>	23.378	45.509	22.779	254.1	6:49.703	7	2	1:32.056	23.216	45.866	22.974	254.1	11:21.610
5	2	1:33.540	23.602	46.938	23.000	255.9	8:23.243	8	2	1:40.101 <b>B</b>	24.195	45.824	30.082	252.3	13:01.711
6	2	1:32.425	23.850	45.706	22.869	255.9	9:55.668	9	2	3:18.037	2:09.319	45.887	22.831		16:19.748
7	2	1:41.639 <b>B</b>	23.373	<b>45.232</b>	33.034	254.7	11:37.307	10	2	1:31.431	23.319	45.297	22.815	250.6	17:51.179
8	1	3:13.461	1:59.324	51.076	23.061		14:50.768	11	2	1:32.411	23.299	46.091	23.021	250.6	19:23.590
9	1	1:35.827	24.430	48.127	23.270	252.9	16:26.595	12	2	1:31.684	23.276	45.538	22.870	250.0	20:55.274
10	1	1:39.183	24.907	50.005	24.271	252.3	18:05.778	13	2	1:31.349	23.251	45.269	22.829	251.2	22:26.623
11	1	1:35.948	24.624	48.235	23.089	246.0	19:41.726	14	2	1:32.004	23.325	45.715	22.964	251.7	23:58.627
12	1	1:35.345	24.328	47.815	23.202	251.7	21:17.071	15	2	1:32.638	24.156	45.553	22.929	251.2	25:31.265
13	1	1:35.417	24.545	47.645	23.227	252.9	22:52.488	16	2	1:32.689	23.471	46.130	23.088	253.5	27:03.954
14	1	1:41.341	26.536	51.435	23.370	251.2	24:33.829	17	2	1:32.165	23.565	45.418	23.182	252.3	28:36.119
15	1	1:36.796	25.067	48.528	23.201	247.1	26:10.625	18	2	1:44.069 <b>B</b>	23.299	50.956	29.814	251.2	30:20.188
16	1	1:45.464 <b>B</b>	24.235	48.024	33.205	251.7	27:56.089	19	2	3:00.595	1:49.821	47.934	22.840		33:20.783
17	1	3:21.271	2:07.580	50.595	23.096		31:17.360	20	2	1:31.065	23.433 <b>44.870</b>	22.762	250.6		34:51.848
18	1	1:35.003	24.059	47.725	23.219	251.7	32:52.363	21	2	1:33.998	<b>23.069</b>	48.096	22.833	251.7	36:25.846
19	1	1:34.417	24.253	47.106	23.058	251.2	34:26.780	22	2	1:31.133	23.177	45.126	22.830	251.2	37:56.979
20	1	1:33.678	24.147	46.645	22.886	251.2	36:00.458	23	2	<b>1:30.945</b>	23.162	44.977	22.806	251.7	39:27.924
21	1	1:35.318	23.902	47.961	23.455	252.3	37:35.776	24	2	1:31.083	23.232	45.004	22.847	251.7	40:59.007
22	1	1:36.535	24.306	48.492	23.737	251.2	39:12.311	25	2	1:31.159	23.206	45.087	22.866	252.3	42:30.166
23	1	1:44.796 <b>B</b>	24.187	48.682	31.927	250.6	40:57.107	26	2	1:39.388 <b>B</b>	23.235	46.406	29.747	251.7	44:09.554
24	3	3:07.205	1:54.327	49.569	23.309		44:04.312	27	1	2:39.659	1:28.907	47.617	23.135		46:49.213
25	3	1:34.455	24.017	47.250	23.188	247.1	45:38.767	28	1	1:32.178	23.552	45.684	22.942	248.8	48:21.391
26	3	1:34.545	23.781	47.791	22.973	251.2	47:13.312	29	1	1:35.705	23.700	48.939	23.066	251.7	49:57.096
27	3	1:32.996	23.681	46.339	22.976	251.7	48:46.308	30	1	1:31.869	23.533	45.474	22.862	250.6	51:28.965
28	3	1:34.290	23.591	47.593	23.106	252.9	50:20.598	31	1	1:31.645	23.313	45.365	22.967	251.7	53:00.610
29	3	1:32.785	23.572	46.317	22.896	252.3	51:53.383	32	1	1:32.708	23.183	45.417	24.108	251.7	54:33.318
30	3	1:32.339	23.458	45.933	22.948	252.9	53:25.722	33	1	1:31.683	23.523	45.334	22.826	251.2	56:05.001
31	3	1:42.726 <b>B</b>	23.617	46.839	32.270	250.6	55:08.448	34	1	1:31.270	23.219	45.287	22.764	252.3	57:36.271
32	3	5:51.061	4:41.267	46.621	23.173		1:00:59.509	35	1	1:31.948	23.258	45.835	22.855	251.7	59:08.219
33	3	1:37.982	23.464	51.488	23.030	252.9	1:02:37.491	36	1	1:32.792	23.301	46.612	22.879	250.6	1:00:41.011
34	3	1:31.876	23.408	45.700	22.768	252.9	1:04:09.367	37	1	1:31.435	23.182	45.289	22.964	251.7	1:02:12.446
35	3	1:33.548	23.475	47.256	22.817	250.6	1:05:42.915	38	1	1:31.407	23.216	45.316	22.875	251.7	1:03:43.853
36	3	1:32.439	23.442	46.067	22.930	250.6	1:07:15.354	39	1	1:31.519	23.325	45.358	22.836	251.2	1:05:15.372
37	3	1:39.759 <b>B</b>	23.346	45.658	30.755	252.3	1:08:55.113	40	1	1:39.947 <b>B</b>	23.328	45.596	31.023	252.3	1:06:55.319
38	3	4:09.542	2:57.056	49.248	23.238		1:13:04.655	41	1	7:05.238	5:52.767	49.263	23.208		1:14:00.557
39	3	1:32.377	23.398	45.968	23.011	250.6	1:14:37.032	42	1	1:32.569	23.538	45.950	23.081	248.3	1:15:33.126
40	3	1:32.095	23.382	45.647	23.066	251.2	1:16:09.127	43	1	1:32.226	23.558	45.795	22.873	249.4	1:17:05.352
41	3	1:41.209 <b>B</b>	23.353	46.071	31.785	248.3	1:17:50.336	44	1	1:33.684	23.438	46.871	23.375	250.0	1:18:39.036
42	2	2:48.459	1:34.121	50.910	23.428		1:20:38.795	45	1	1:32.169	23.425	45.837	22.907	248.8	1:20:11.205
43	2	1:32.713	23.712	45.688	23.313	250.6	1:22:11.508	46	1	1:33.157	23.458	45.689	24.010	249.4	1:21:44.362
44	2	1:32.191	23.334	45.972	22.885	252.3	1:23:43.699	47	1	1:31.886	23.536	45.512	22.838	249.4	1:23:16.248
45	2	1:35.314	23.514	48.885	22.915	251.7	1:25:19.013	48	1	1:32.188	23.401	45.822	22.965	251.7	1:24:48.436
46	2	1:32.845	23.331	46.674	22.840	250.6	1:26:51.858	49	1	1:31.989	23.410	45.632	22.947	251.7	1:26:20.425
47	2	1:31.767	23.386	45.627	22.754	251.7	1:28:23.625	50	1	1:31.931	23.249	45.624	23.058	252.9	1:27:52.356
48	2	1:32.414	<b>23.296</b>	45.758	23.360	252.9	1:29:56.039	51	1	1:35.111	23.606	48.596	22.909	250.6	1:29:27.467
49	2	1:31.891	23.404	45.576	22.911	251.2	1:31:27.930	52	1	1:31.793	23.240	45.725	22.828	251.2	1:30:59.260
<b>71</b> <b>AF Corse</b> Ferrari F458 Italia 1. Davide RIGON LMGTE Pro 2. James CALADO								<b>75</b> <b>Prospeed Competition</b> Porsche 911 RSR 1. François PERRODO 3. Matthieu VAXIÈRE LMGTE Am 2. Emmanuel COLLARD							
1	2	2:07.630	54.217	50.223	23.190		2:07.630	1	1	2:10.834	51.673	53.261	25.900		2:10.834
								2	1	1:39.209	25.725	50.097	23.387	248.3	3:50.043
								3	1	1:37.547	25.474	48.574	23.499	251.2	5:27.590







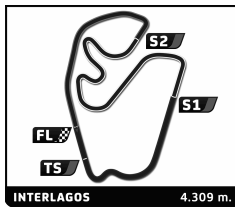
## FIA WEC 6 Hours of Sao Paulo Free Practice 2 Sector Analysis

■ Personal Best   
 ■ Session Best   
 ■ Crossing the finish line in pit lane

Lap	D	Time	Sector 1	Sector 2	Sector 3	T. Spd	Elapsed	Lap	D	Time	Sector 1	Sector 2	Sector 3	T. Spd	Elapsed								
14	2	1:31.979	23.820	45.305	22.854	253.5	25:43.973	17	2	1:31.416	23.255	45.528	<b>22.633</b>	255.3	33:15.146								
15	2	<b>1:31.302</b>	23.488	<b>45.223</b>	<b>22.591</b>	254.1	27:15.275	18	2	1:35.112	23.293	48.867	22.952	255.9	34:50.258								
16	2	1:31.565	<b>23.097</b>	45.857	22.611	255.3	28:46.840	19	2	1:31.713	23.248	45.597	22.868	251.7	36:21.971								
17	2	1:41.604	<b>B</b>	23.327	45.332	32.945	257.1	30:28.444	20	2	<b>1:31.369</b>	23.133	45.551	22.685	254.1	37:53.340							
18	1	6:18.360	5:05.276	48.474	24.610		36:46.804	21	2	1:43.854	<b>B</b>	<b>23.116</b>	46.230	34.508	254.1	39:37.194							
19	1	1:37.814	25.311	49.149	23.354	250.6	38:24.618	22	1	3:26.666	2:11.570	50.534	24.562		43:03.860								
20	1	1:34.949	24.349	47.540	23.060	250.6	39:59.567	23	1	1:35.231	24.420	47.630	23.181	252.9	44:39.091								
21	1	1:34.424	24.433	46.719	23.272	250.6	41:33.991	24	1	1:34.320	23.938	46.826	23.556	251.7	46:13.411								
22	1	1:36.222	23.855	48.427	23.940	255.3	43:10.213	25	1	1:34.527	24.454	46.576	23.497	252.9	47:47.938								
23	1	1:36.309	24.551	48.904	22.854	254.1	44:46.522	26	1	1:33.204	23.918	46.397	22.889	252.3	49:21.142								
24	1	1:33.409	23.949	46.537	22.923	254.7	46:19.931	27	1	1:33.318	23.824	46.532	22.962	253.5	50:54.460								
25	1	1:33.857	23.817	46.543	23.497	253.5	47:53.788	28	1	1:48.425	<b>B</b>	24.002	48.986	35.437	252.9	52:42.885							
26	1	1:33.382	23.983	46.547	22.852	242.7	49:27.170	29	1	3:08.206	1:51.322	52.897	23.987		55:51.091								
27	1	1:33.292	23.849	46.528	22.915	255.3	51:00.462	30	1	1:51.018	<b>B</b>	24.532	51.752	34.734	249.4	57:42.109							
28	1	1:33.362	23.827	46.648	22.887	253.5	52:33.824	31	1	3:04.627	1:49.672	51.568	23.387		1:00:46.736								
29	1	1:41.860	<b>B</b>	23.848	46.569	31.443	254.7	54:15.684	32	1	1:51.370	<b>B</b>	26.357	50.498	34.515	248.8	1:02:38.106						
30	3	3:47.235	2:34.037	50.013	23.185		58:02.919	33	1	2:53.510	1:43.128	47.566	22.816		1:05:31.616								
31	3	1:38.739	24.517	50.591	23.631	255.3	59:41.658	34	1	1:33.360	23.606	46.856	22.898	252.3	1:07:04.976								
32	3	1:36.089	24.344	48.429	23.316	252.9	1:01:17.747	35	1	1:32.700	23.781	46.115	22.804	252.3	1:08:37.676								
33	3	1:36.795	24.444	48.570	23.781	254.1	1:02:54.542	36	1	1:32.683	23.672	46.163	22.848	252.3	1:10:10.359								
34	3	1:34.025	23.939	47.118	22.968	254.7	1:04:28.567	37	1	1:32.686	23.825	45.990	22.871	251.7	1:11:43.045								
35	3	1:33.480	23.718	46.784	22.978	255.3	1:06:02.047	38	1	1:33.006	23.992	46.171	22.843	252.9	1:13:16.051								
36	3	1:34.655	23.735	47.828	23.092	255.9	1:07:36.702	39	1	1:33.013	23.886	46.291	22.836	251.2	1:14:49.064								
37	3	1:35.611	24.081	48.458	23.072	255.3	1:09:12.313	40	1	1:42.446	<b>B</b>	23.889	46.888	31.669	252.9	1:16:31.510							
38	3	1:33.819	23.936	46.856	23.027	254.7	1:10:46.132	41	2	2:58.672	1:48.928	46.959	22.785		1:19:30.182								
39	3	1:33.721	23.760	46.594	23.367	254.7	1:12:19.853	42	2	1:37.321	23.558	50.628	23.135	252.3	1:21:07.503								
40	3	1:34.714	23.867	47.319	23.528	252.9	1:13:54.567	43	2	1:33.843	23.926	47.259	22.658	251.2	1:22:41.346								
41	3	1:34.544	23.853	47.506	23.185	252.3	1:15:29.111	44	2	1:32.535	23.210	45.784	23.541	255.9	1:24:13.881								
42	3	1:34.171	23.812	47.283	23.076	254.7	1:17:03.282	45	2	1:31.491	23.192	45.610	22.689	253.5	1:25:45.372								
43	3	1:36.729	23.997	49.119	23.613	254.1	1:18:40.011	46	2	1:31.774	23.351	45.701	22.722	253.5	1:27:17.146								
44	3	1:35.155	24.377	47.518	23.260	251.7	1:20:15.166	47	2	1:31.596	23.313	45.602	22.681	254.7	1:28:48.742								
45	3	1:36.513	24.297	49.109	23.107	255.3	1:21:51.679	48	2	1:42.904	<b>B</b>	23.299	46.071	33.534	254.1	1:30:31.646							
46	3	1:34.261	23.819	47.536	22.906	254.1	1:23:25.940	<div style="border: 1px solid black; padding: 5px;"> <b>91</b> Porsche Team Manthey                      1.Jörg BERGMEISTER                      2.Richard LIETZ                      Porsche 911 RSR                      LMGTE Pro                 </div>							1	1	2:08.258	55.173	49.729	23.356		2:08.258	
47	3	1:33.763	23.973	46.750	23.040	253.5	1:24:59.703								2	1	1:35.589	23.517	49.156	22.916	254.1	3:43.847	
48	3	1:33.904	24.038	46.790	23.076	257.1	1:26:33.607								3	1	1:32.049	23.367	45.607	23.075	252.9	5:15.896	
49	3	1:34.058	24.130	46.672	23.256	255.3	1:28:07.665								4	1	1:32.394	23.152	46.451	22.791	255.3	6:48.290	
50	3	1:33.895	24.004	46.740	23.151	252.3	1:29:41.560								5	1	1:40.193	<b>B</b>	23.241	46.452	30.500	256.5	8:28.483
51	3	1:39.905	<b>B</b>	23.877	46.927	29.101	252.3								1:31:21.465	6	1	5:07.919	3:49.242	55.861	22.816		13:36.402
<div style="border: 1px solid black; padding: 5px;"> <b>90</b> 8 Star Motorsports                      1.Gianluca RODA                      2.Paolo RUBERTI                      3.Matteo CRESSONI                      Ferrari F458 Italia                      LMGTE Am                 </div>															7	1	1:31.244	23.294	45.408	<b>22.542</b>	252.9	15:07.646	
															8	1	1:32.323	23.247	45.789	23.287	254.1	16:39.969	
															9	1	1:31.159	23.456	45.078	22.625	255.9	18:11.128	
															10	1	1:31.064	23.130	45.203	22.731	255.3	19:42.192	
								11	1	1:39.383	<b>B</b>	23.977	45.940	29.466	255.3	21:21.575							
								12	1	4:38.134	3:29.154	45.955	23.025			25:59.709							
								13	1	1:32.460	23.373	46.399	22.688	252.3	27:32.169								
								14	1	1:32.127	23.182	46.188	22.757	253.5	29:04.296								
								15	1	1:31.109	23.190	45.195	22.724	253.5	30:35.405								
								16	1	1:37.686	<b>B</b>	23.109	45.112	29.465	255.3	32:13.091							
17	1	5:34.257	4:26.554	45.071	22.632			37:47.348															
18	1	1:30.972	23.199	44.858	22.915	251.7	39:18.320																
19	1	<b>1:30.757</b>	23.065	<b>44.684</b>	23.008	251.2	40:49.077																
20	1	1:30.848	23.242	44.900	22.706	252.3	42:19.925																
21	1	1:38.090	<b>B</b>	23.272	45.460	29.358	254.1	43:58.015															
22	2	3:19.379	2:08.818	47.520	23.041			47:17.394															







**FIA WEC**  
**6 Hours of Sao Paulo**  
**Free Practice 2**  
**Sector Analysis**

■ Personal Best   ■ Session Best   B Crossing the finish line in pit lane

Lap	D	Time	Sector 1	Sector 2	Sector 3	T. Spd	Elapsed	Lap	D	Time	Sector 1	Sector 2	Sector 3	T. Spd	Elapsed
39	1	1:40.178 B	23.566	46.409	30.203	251.7	1:13:06.715								
40	2	3:51.489	2:39.275	48.833	23.381		1:16:58.204								
41	2	1:51.221 B	26.155	51.125	33.941	248.3	1:18:49.425								
42	2	4:23.549	3:11.670	48.521	23.358		1:23:12.974								
43	2	1:33.300	23.685	46.866	22.749	248.3	1:24:46.274								
44	2	1:32.879	23.153	46.868	22.858	250.6	1:26:19.153								
45	2	1:30.952	23.070	45.210	22.672	252.3	1:27:50.105								
46	2	1:32.662	23.163	46.334	23.165	251.7	1:29:22.767								
47	2	1:31.287	23.135	45.395	22.757	251.2	1:30:54.054								

<b>99</b>	<b>Aston Martin Racing</b>	Aston Martin Vantage V8	
	1. Alex MACDOWALL	3. Fernando REES	LMGTE Pro
	2. Darryl O'YOUNG		

1	3	2:26.975	1:13.242	50.551	23.182		2:26.975								
2	3	1:31.022	23.191	45.274	22.557	252.9	3:57.997								
3	3	1:30.112	22.862	44.917	22.333	255.3	5:28.109								
4	3	1:45.749 B	24.477	47.987	33.285	257.8	7:13.858								
5	2	3:28.186	2:11.717	53.070	23.399		10:42.044								
6	2	1:31.706	23.520	45.589	22.597	252.3	12:13.750								
7	2	1:30.895	23.126	45.395	22.374	255.9	13:44.645								
8	2	1:31.986	22.816	46.641	22.529	255.3	15:16.631								
9	2	1:37.977 B	22.987	45.424	29.566	256.5	16:54.608								
10	1	4:11.185	2:58.387	49.775	23.023		21:05.793								
11	1	1:33.126	23.808	45.965	23.353	252.9	22:38.919								
12	1	1:34.546	23.855	47.596	23.095	254.1	24:13.465								
13	1	1:34.363	24.956	46.731	22.676	239.5	25:47.828								
14	1	1:33.791	24.070	46.901	22.820	254.7	27:21.619								
15	1	1:44.225 B	23.887	48.245	32.093	254.7	29:05.844								
16	1	4:44.356	3:31.450	49.663	23.243		33:50.200								
17	1	1:33.456	23.670	46.798	22.988	250.0	35:23.656								
18	1	1:32.022	23.619	45.493	22.910	251.2	36:55.678								
19	1	1:32.504	23.509	46.121	22.874	252.9	38:28.182								
20	1	1:32.013	23.503	45.772	22.738	252.9	40:00.195								
21	1	1:36.363	24.037	49.539	22.787	255.3	41:36.558								
22	1	1:34.348	23.631	46.561	24.156	254.1	43:10.906								
23	1	1:37.757	26.197	48.561	22.999	236.8	44:48.663								
24	1	1:36.767	24.657	49.170	22.940	253.5	46:25.430								
25	1	1:34.863	23.996	47.957	22.910	253.5	48:00.293								
26	1	1:40.314 B	23.871	46.332	30.111	253.5	49:40.607								
27	3	5:36.608	4:27.273	46.647	22.688		55:17.215								
28	3	1:30.730	22.976	45.241	22.513	252.9	56:47.945								
29	3	1:33.226	22.886	47.375	22.965	254.1	58:21.171								
30	3	1:31.152	23.070	45.175	22.907	254.1	59:52.323								
31	3	1:30.751	23.008	45.247	22.496	254.7	1:01:23.074								
32	3	1:30.719	22.870	45.233	22.616	256.5	1:02:53.793								
33	3	1:30.762	22.980	45.240	22.542	257.1	1:04:24.555								
34	3	1:31.710	23.498	45.659	22.553	259.0	1:05:56.265								
35	3	1:30.699	22.948	45.218	22.533	256.5	1:07:26.964								
36	3	1:40.278 B	22.884	46.599	30.795	256.5	1:09:07.242								
37	2	3:48.793	2:38.346	47.686	22.761		1:12:56.035								
38	2	1:32.011	23.360	45.976	22.675	252.9	1:14:28.046								
39	2	1:31.509	23.222	45.602	22.685	254.7	1:15:59.555								
40	2	1:31.787	23.589	45.587	22.611	254.1	1:17:31.342								
41	2	1:31.193	23.286	45.331	22.576	255.3	1:19:02.535								
42	2	1:31.823	23.112	46.106	22.605	257.1	1:20:34.358								
43	2	1:33.080	23.329	46.969	22.782	255.9	1:22:07.438								
44	2	1:42.386 B	23.547	47.503	31.336	255.3	1:23:49.824								